

PMA BURKINA FASO (CENTRE)

COVID-19 results from recent surveys

December 2020—March 2021



OVERALL KEY FINDINGS

Over **nine in ten** women reported that their households suffered some income loss due to COVID-19 in the past 12 months, and this percentage was similar across wealth tertiles.

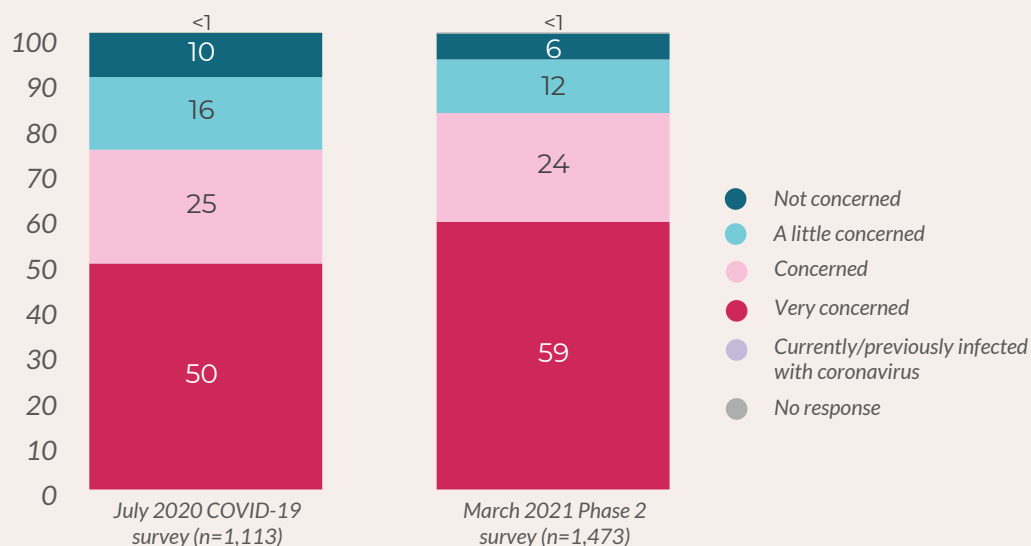
Among households who suffered partial or total income loss in the past 12 months, over **three in four** women reported that this income loss had been partially or totally recovered in the past four weeks before the survey.

22% of facilities offering family planning (FP) services reported that members of their FP service personnel were assigned other functions related to COVID-19 during pandemic restrictions.

SECTION 1: CONCERN ABOUT COVID-19

CONCERN ABOUT GETTING COVID-19

Percentage of women who are concerned about getting COVID-19



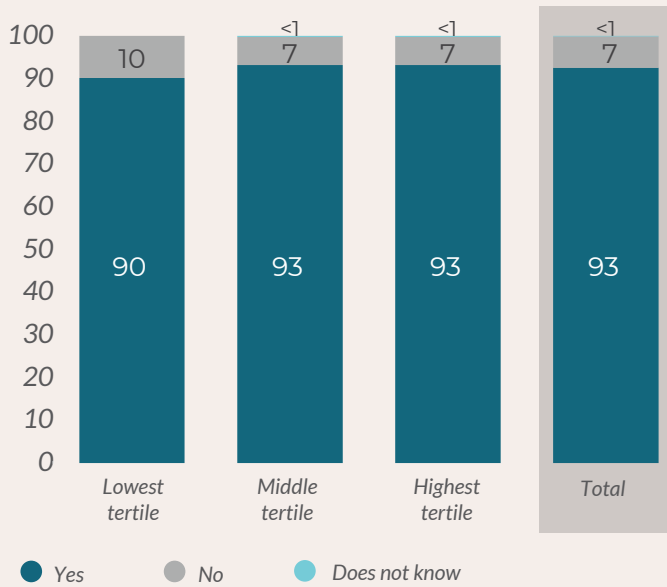
KEY FINDINGS FOR SECTION 1: CONCERN ABOUT COVID-19

- Nearly three in five women reported that they were very concerned about getting COVID-19 during the Phase 2 survey.
- The proportion of women who reported being very concerned about getting COVID-19 increased between the phone-based survey on COVID-19 in July 2020 and the Phase 2 survey.

SECTION 2: ECONOMIC IMPACT OF COVID-19

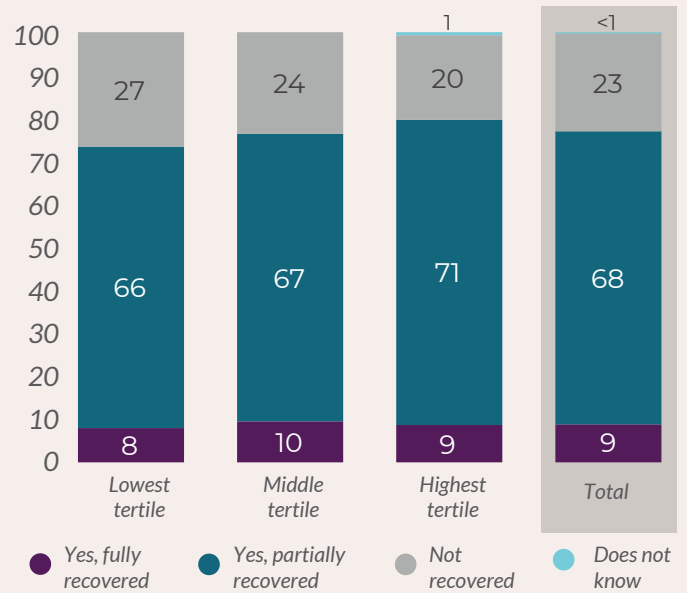
HOUSEHOLD INCOME LOSS

Percentage of women whose household experienced loss of income due to COVID-19 in the last 12 months, by wealth (n=843)



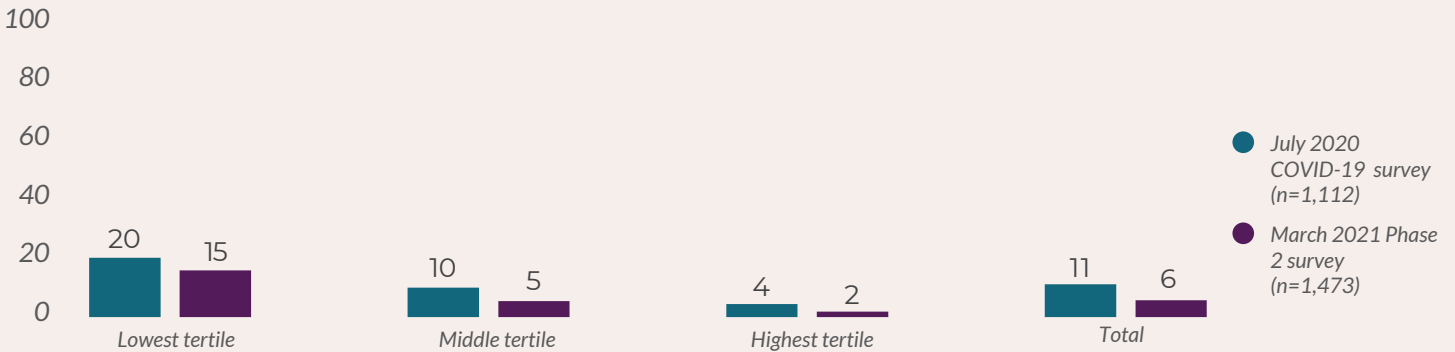
HOUSEHOLD INCOME RECOVERY

Among women living in a household that reported complete or partial income loss in the past 12 months, the percent distribution of recovery status within the past 4 weeks, by wealth (n=785)



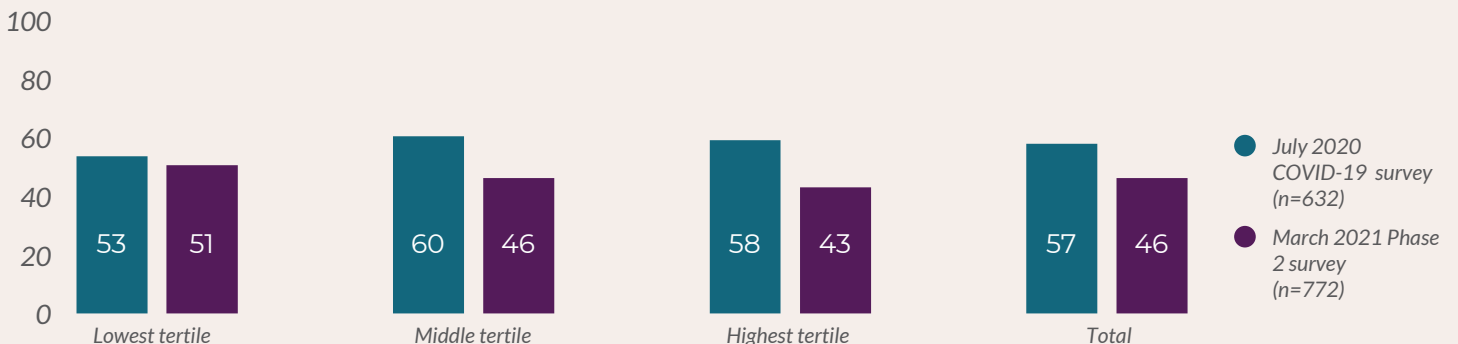
FOOD INSECURITY

Percentage of women who reported that at least one member of their household went without food recently, by wealth



ECONOMIC RELIANCE

Percentage of currently married women who are economically reliant on their husband, by wealth



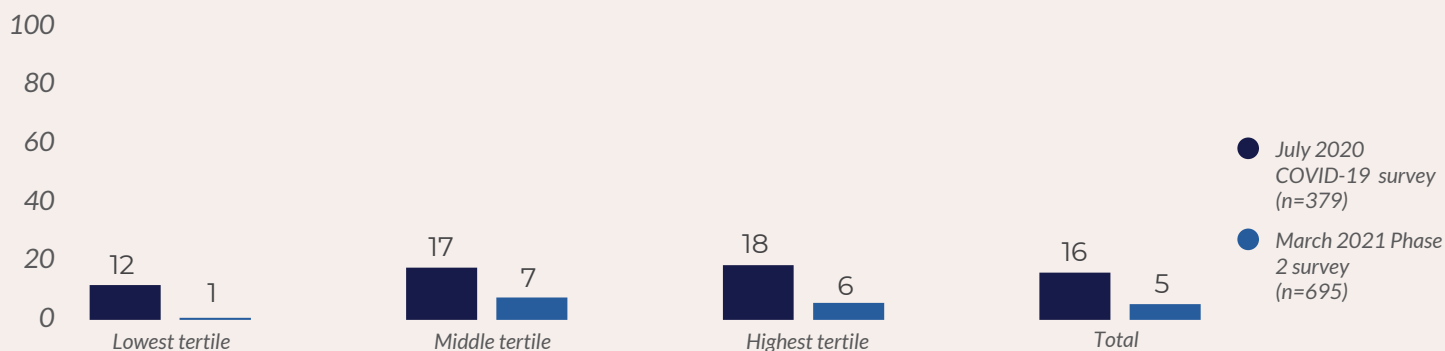
KEY FINDINGS FOR SECTION 2: ECONOMIC IMPACT OF COVID-19

- Over **nine in ten** women reported that their households suffered some income loss due to COVID-19 in the past 12 months, and this percentage was similar across wealth tertiles.
- Among households who suffered partial or total income loss in the past 12 months, over **three in four** women reported that this income loss had been partially or totally recovered in the past four weeks before the survey.
- The proportion of women who reported that at least one member of their households did not eat for one day and an entire night decreased from **11% to 6%** between the phone-based survey on COVID-19 in July 2020 and the Phase 2 survey.

SECTION 3: BARRIERS TO ACCESSING HEALTH SERVICES

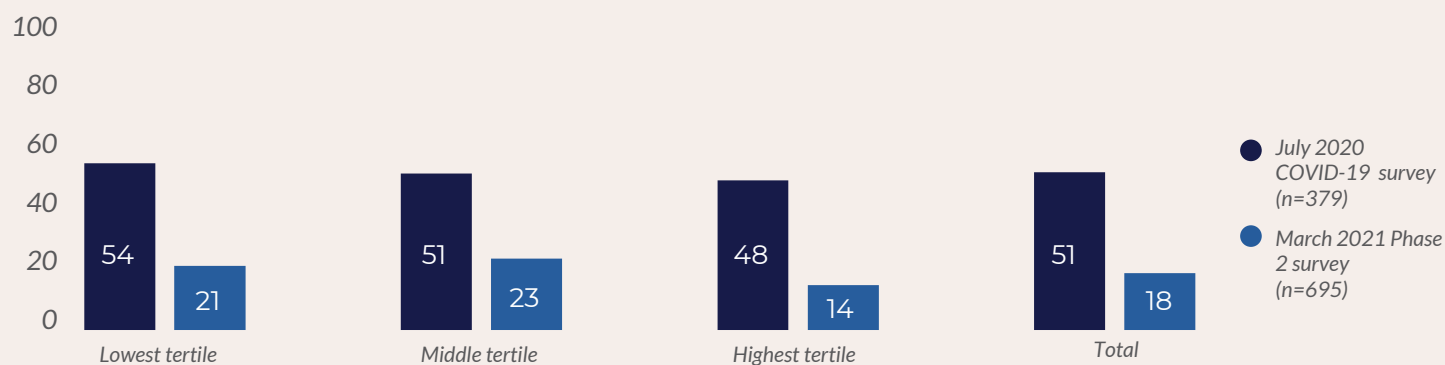
WANT TO VISIT HEALTH FACILITY

Among women who wanted to visit a health facility, the percent that went for FP, by wealth



DIFFICULTY ACCESSING HEALTH FACILITY

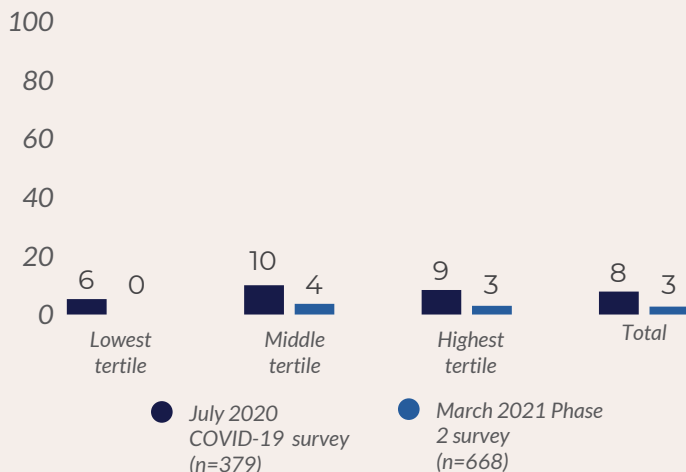
Among women who wanted to visit a health facility recently, the percentage who reported any difficulties in access, by wealth



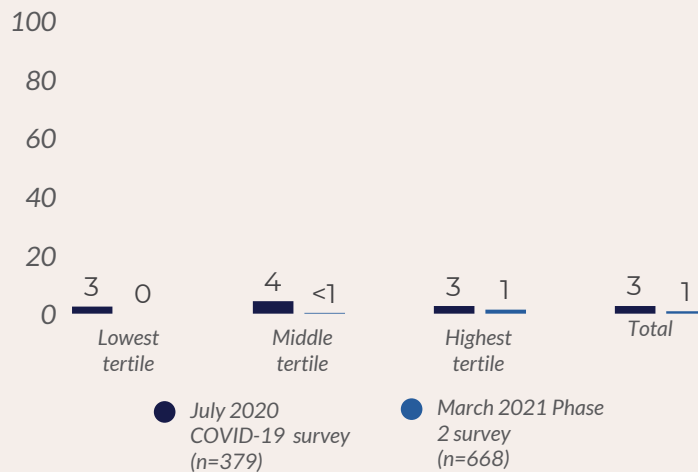
REASONS FOR DIFFICULTY ACCESSING HEALTH FACILITY

Among women who wanted to visit a health facility recently and reported any difficulty in access, the percent who reported the following difficulties (multiple responses allowed), by wealth

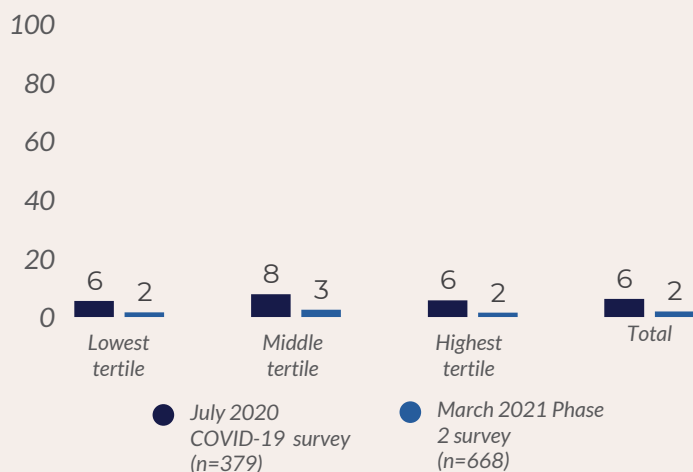
Facility closed



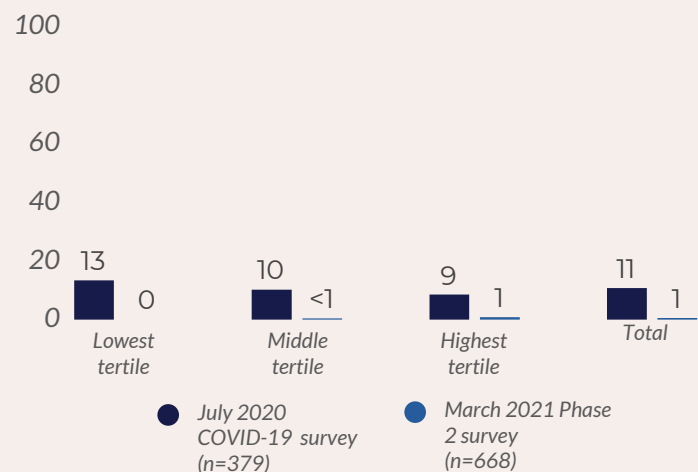
Partner disapproval



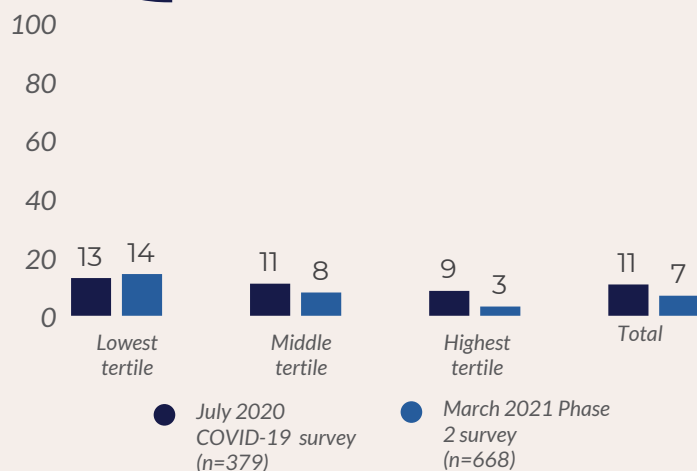
Lack of transportation



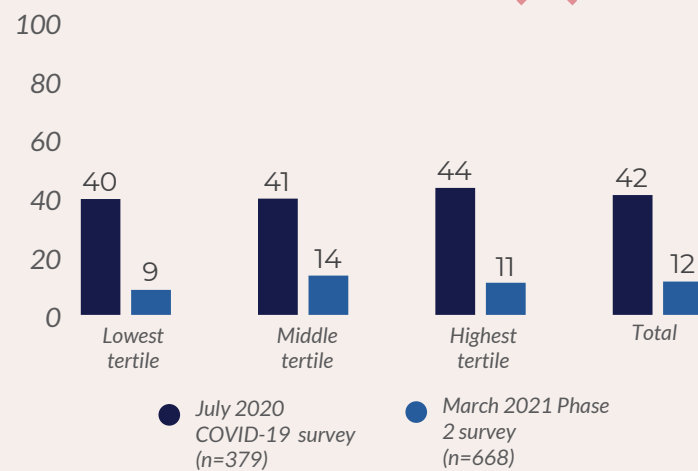
Government restrictions on movement



Cost

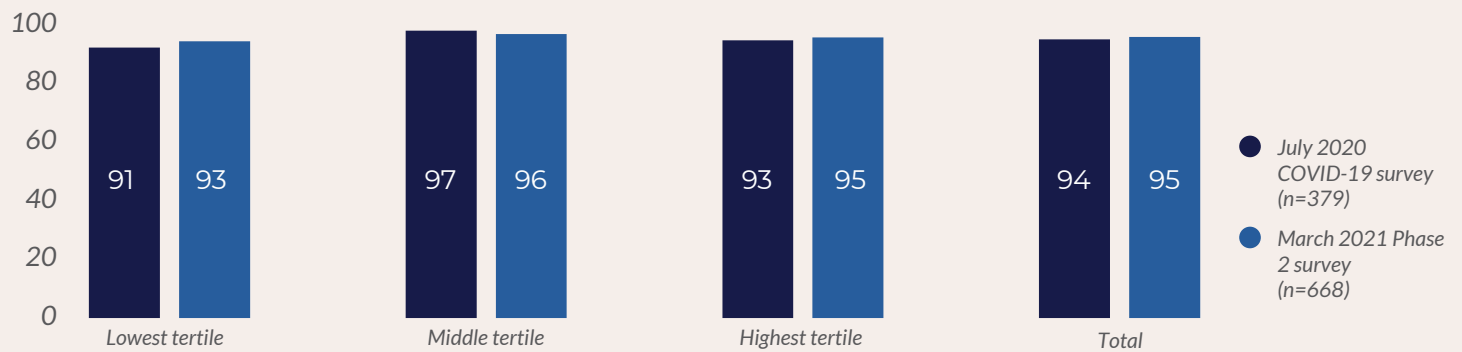


Fear of COVID-19 at facility



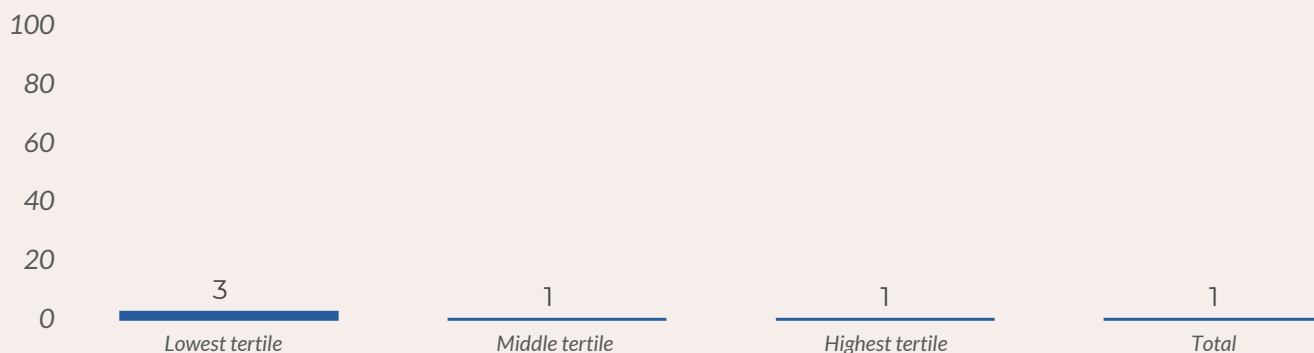
SUCCESS IN ACCESSING HEALTH SERVICES

Among women who wanted to visit a health recently, the percentage who were able to access those services, by wealth



FP INTERRUPTION DUE TO COVID-19

The percentage of women who stopped or interrupted their contraceptive method use due to the COVID-19 restrictions, by wealth (n=411)



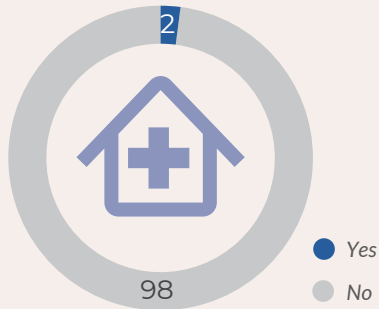
KEY FINDINGS FOR SECTION 3: BARRIERS TO ACCESS HEALTH SERVICES

- Among women who recently wanted to visit a health facility, the proportion of those who reported challenges to access services decreased from **51%** during the phone-based survey on COVID-19 in July 2020 to **18%** during the Phase 2 survey.
- Among women who recently wanted to visit a health facility and who faced challenges to access services, the proportion of those who mentioned fear of getting infected with COVID-19 at the health facility went from **42%** during the phone-based survey on COVID-19 in July 2020 to **12%** during the Phase 2 survey.
- Near all (**95%**) women who recently wanted to visit a health facility were able to access one. This proportion remained stable between the phone-based survey on COVID-19 in July 2020 and the Phase 2 survey.

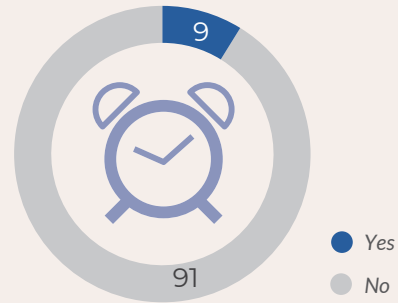
SECTION 4: COVID-19 IMPACT ON SERVICE DELIVERY POINTS

IMPACT ON HEALTH AND FP SERVICES DURING COVID-19 RESTRICTIONS

Percentage of facilities that closed during COVID-19 restrictions when they would have otherwise been open (n=57)



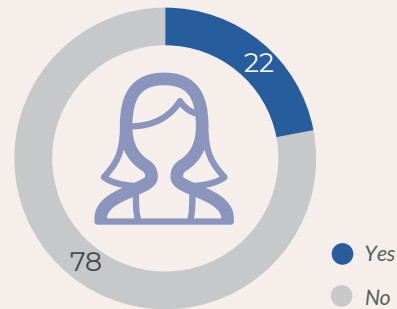
Percentage of facilities reporting reduction in hours of operations during COVID-19 restrictions (n=57)



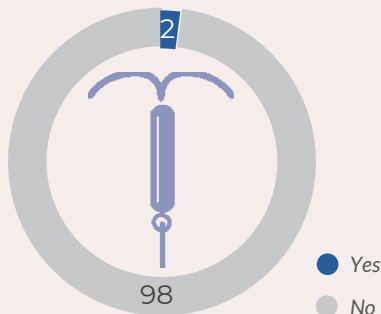
Among facilities offering FP, percentage reporting a suspension of FP services during COVID-19 restrictions (n=50)




Among facilities offering FP, percentage where personnel were reassigned from FP services to COVID-19 related duties during the COVID-19 restrictions (n=50)



Among facilities offering FP, percentage reporting a period of time when provider-administered methods were not offered during COVID-19 restrictions (n=43)



Among facilities offering FP services, the percentage with regular or irregular method supply during COVID-19 restrictions (n=50)



KEY FINDINGS FOR SECTION 4: IMPACT ON SERVICE DELIVERY POINTS

- Only 2% of health facilities reported that they were closed during the COVID-19 restrictions; only 9% of health facilities reported that they operated under limited working hours during this period.
- Only 2% of health facilities providing FP services reported that they suspended these services during the COVID-19 restrictions.
- 22% of health facilities providing FP services reported that members of their FP service delivery personnel were assigned other functions related to COVID-19 during the restrictions due to the pandemic.

In the Centre region, PMA Burkina Faso collects information on knowledge, practice and coverage of family planning services in 44 enumeration areas selected using multi-stage stratified cluster design with urban-rural strata. These results are representative of the urban level only, which is the city of Ouagadougou. Phase 2 data were collected between December 2020 and March 2021 from 1,289 households (95.9% response rate), 1,473 females age 15-49 (91.1% response rate), 57 facilities (98.3% completion rate), and 377 client exit interviews. For sampling information and full data sets, visit www.pmadata.org/countries/burkina-faso.

The COVID-19 phone survey was conducted among females age 15-49 in July 2020 and who consented to a phone follow-up and owned or had access to a phone at the time of the PMA Phase 1 survey (conducted December 2019-February 2020). Of the 1,863 (82.4%) eligible respondents, 6.0% were not reached. Of those reached, 94.0% completed the survey for a response rate of 78.1% among contacted women.

In the COVID-19 phone survey, women were asked about events since the COVID-19 restrictions were implemented. For the Phase 2 survey, women were asked about events in the past 4 weeks. This brief displays the results from both surveys.

Percentages presented in this brief have been rounded and may not add up to 100%.

PMA uses mobile technology and female resident data collectors to support rapid-turnaround surveys to monitor key family planning and health indicators in Africa and Asia. PMA Burkina Faso is led by l'Institut Supérieur des Sciences de la Population de l'Université Joseph Ki-Zerbo, Ouagadougou, Burkina Faso. Overall direction and support are provided by the Bill & Melinda Gates Institute for Population and Reproductive Health at the Johns Hopkins University and Jhpiego. Funding is provided by the Bill & Melinda Gates Foundation.

Link to questionnaire and PMA COVID-19 website: <https://www.pmadata.org/technical-areas/covid-19>