

PMA DEMOCRATIC REPUBLIC OF CONGO (KINSHASA)

Results from Phase 2 panel survey

November 2020–February 2021



OVERALL KEY FINDINGS



Between the two surveys, **three in four women** used a contraceptive method and continued their contraceptive use, and **nearly one in four** women who used a contraceptive method at Phase 1 had stopped using it by Phase 2.



Among women aged 15-49 with an unmet need at Phase 2, **30%** had stopped using their contraceptive method and **13%** became pregnant between the two surveys.

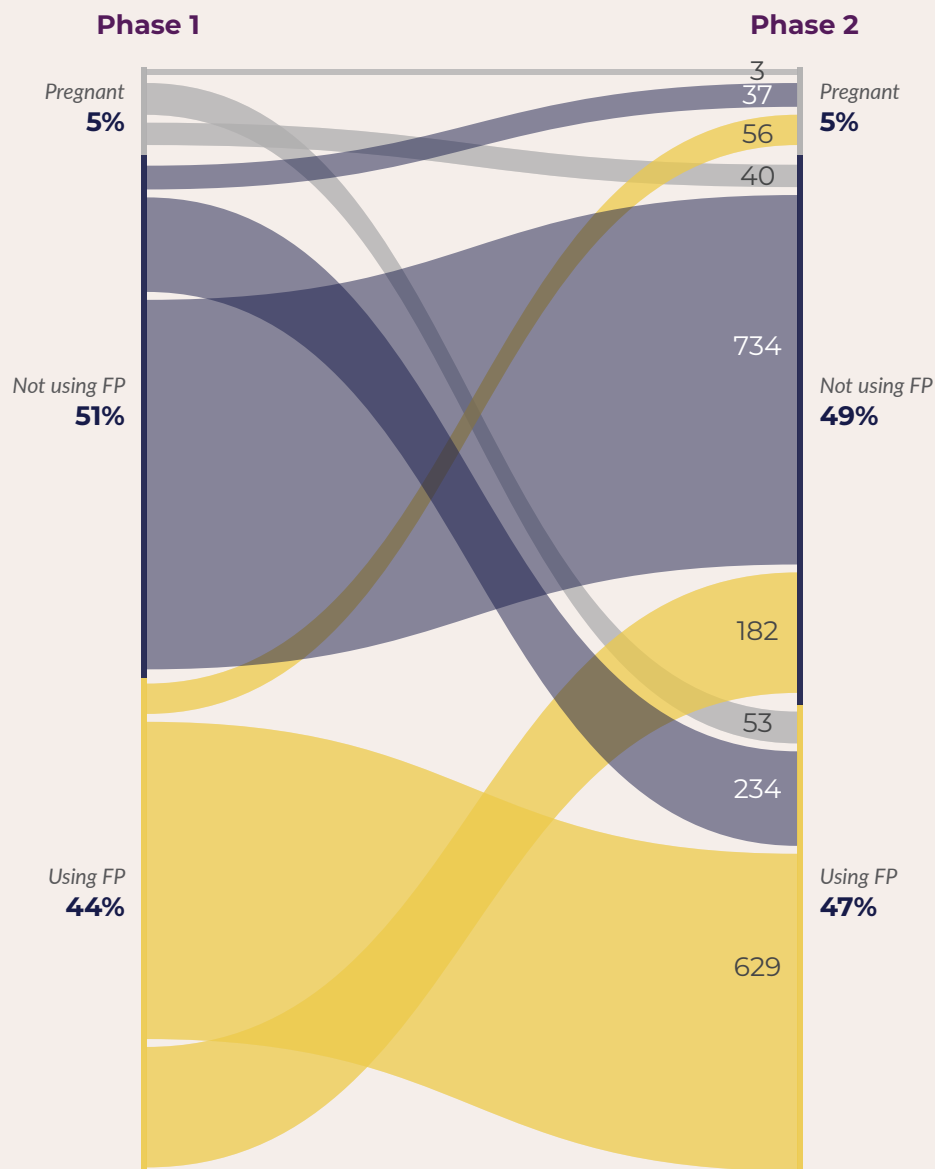


47% of women aged 15-49 who were not using any FP method at Phase 1 and had an unmet need at Phase 1 have adopted a contraceptive method.

SECTION 1: OVERALL CONTRACEPTIVE DYNAMICS

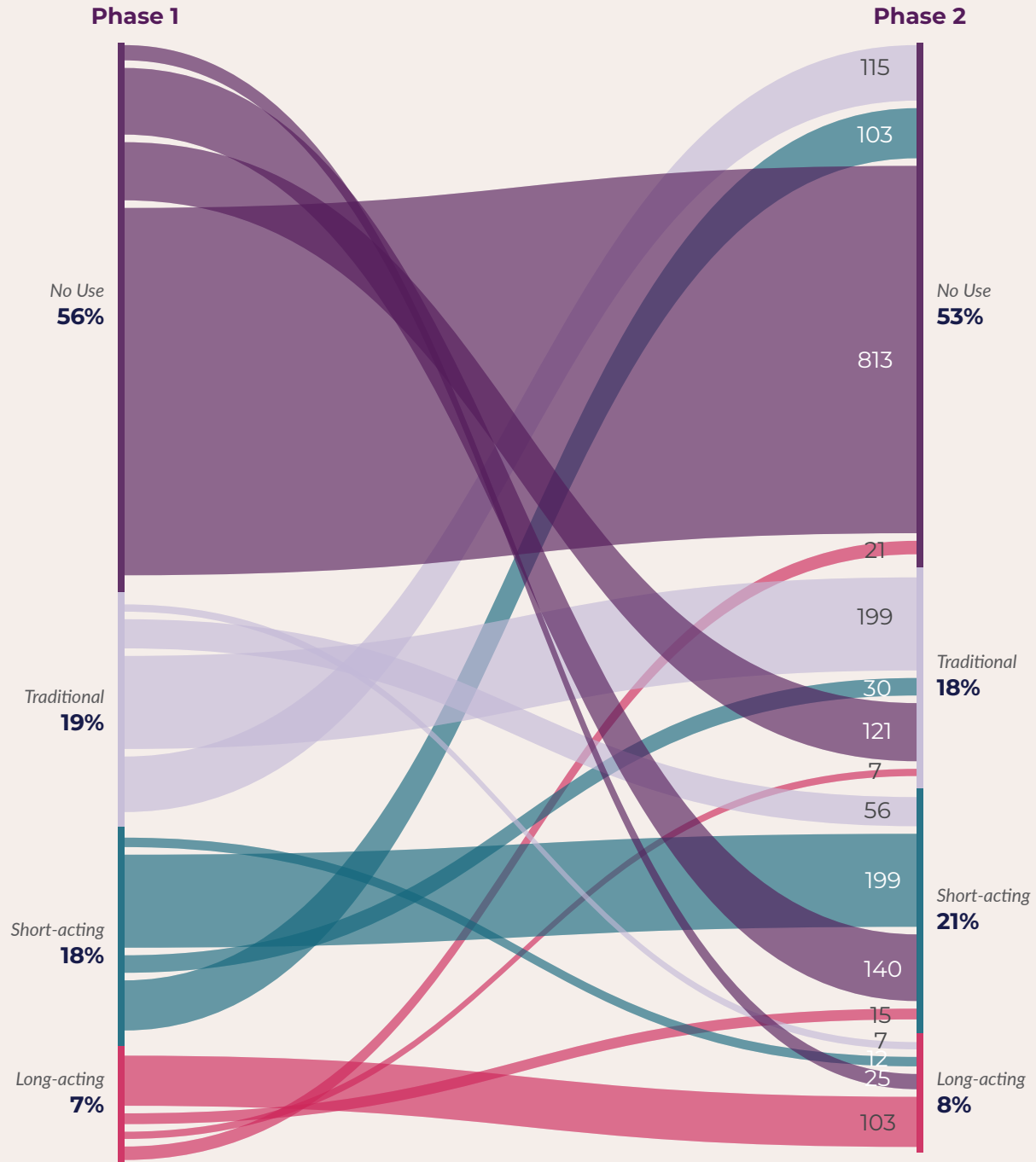
CHANGE IN CONTRACEPTIVE USE OR NON-USE

Percent of women age 15-49 who changed contraceptive use status between PMA Phase 1 (February 2020) and PMA Phase 2 (February 2021) (n=1,967)



CHANGE IN CONTRACEPTIVE METHOD TYPE

Percent of women age 15-49 who changed contraceptive method or use status between PMA Phase 1 (February 2020) and PMA Phase 2 (February 2021) (n=1,967)



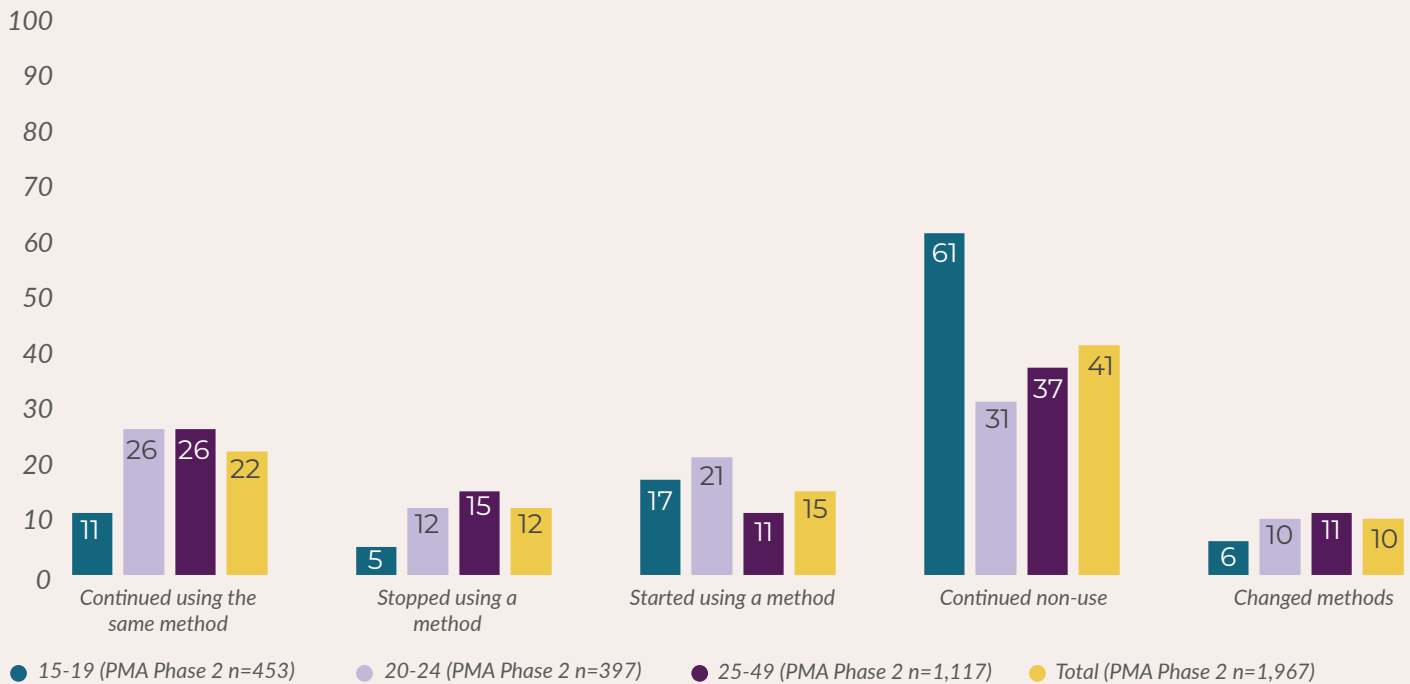
KEY FINDINGS FOR SECTION 1: OVERALL CONTRACEPTIVE DYNAMICS

- 15% of women who did not use any contraceptive method at baseline started using a contraceptive method, and four in ten women were still not using any contraceptive method.
- 5% of women continued using their long-acting contraceptive methods and 10% continued a short-acting method.
- 5% of women who were using short-acting methods stopped using them.

SECTION 2: CONTRACEPTIVE DYNAMICS BY KEY MEASURES

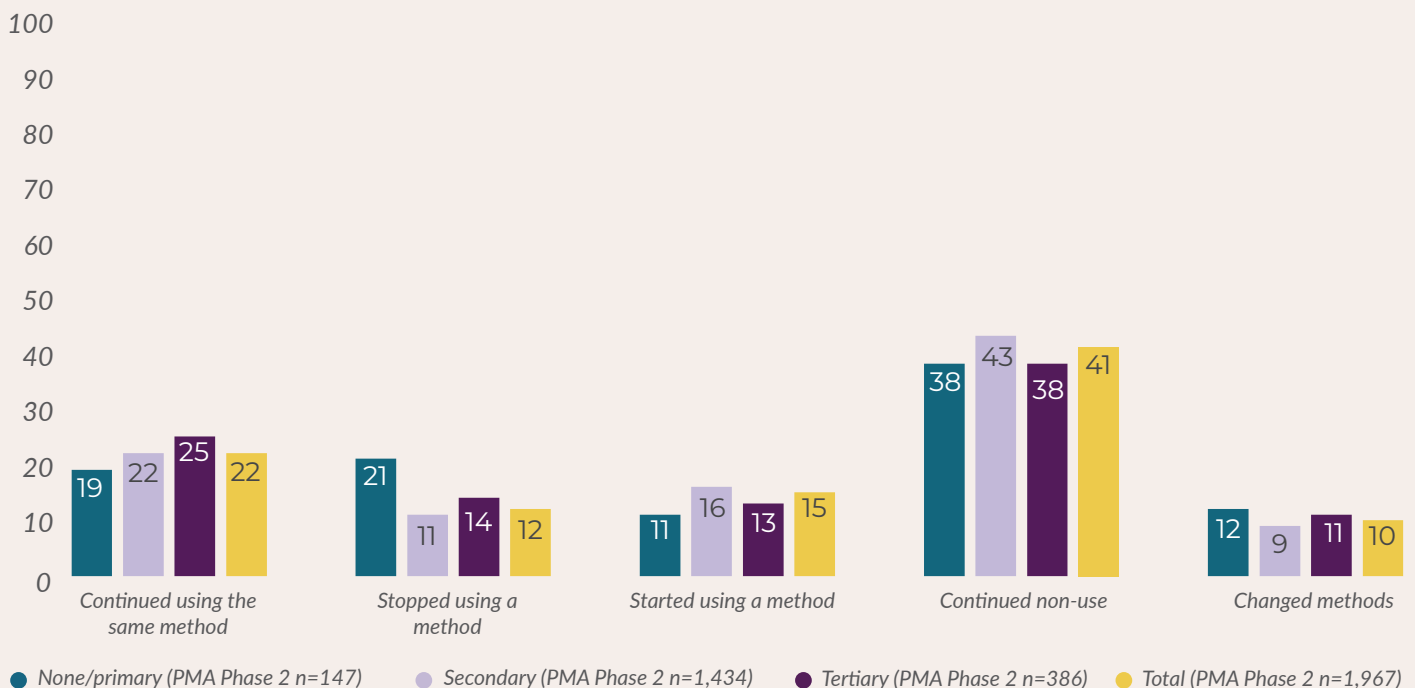
CHANGE IN CONTRACEPTIVE USE STATUS, BY AGE

Percent of women age 15-49 who engaged in one of the following contraceptive use behaviors between PMA Phase 1 (February 2020) and PMA Phase 2 (February 2021), by age



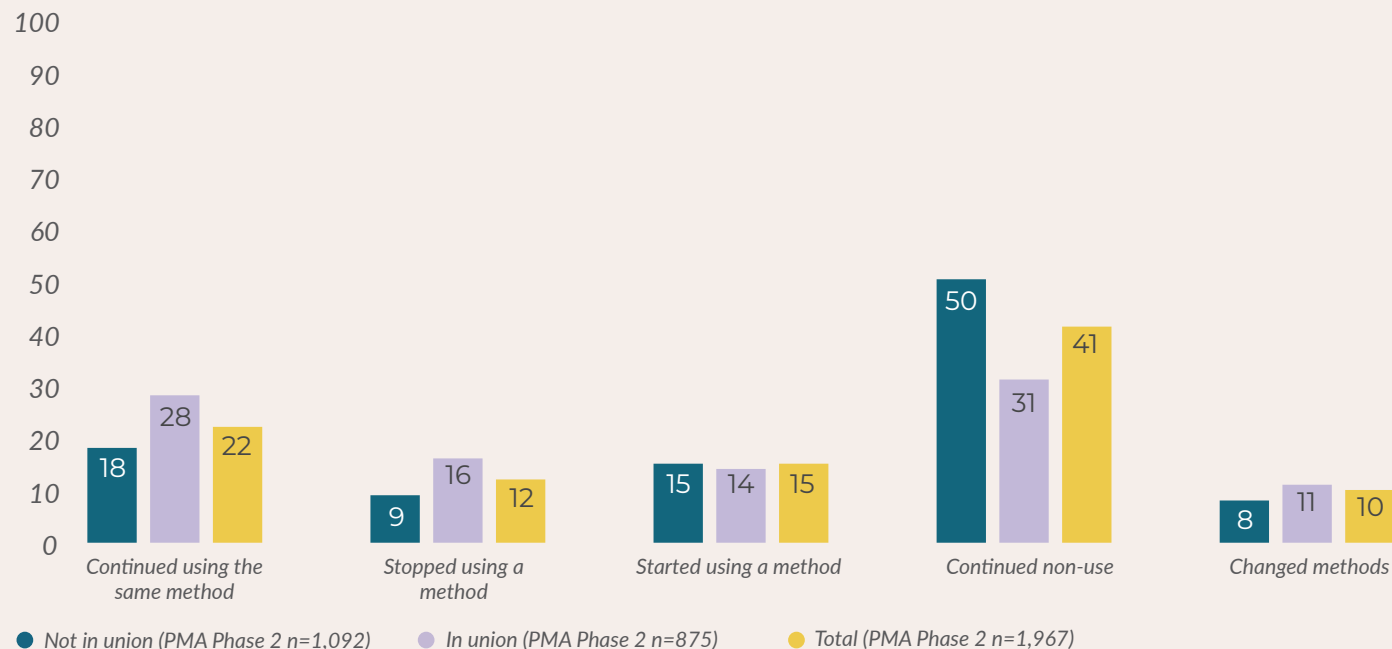
CHANGE IN CONTRACEPTIVE USE STATUS, BY EDUCATION LEVEL

Percent of women age 15-49 who engaged in one of the following contraceptive use behaviors between PMA Phase 1 (February 2020) and PMA Phase 2 (February 2021), by education level



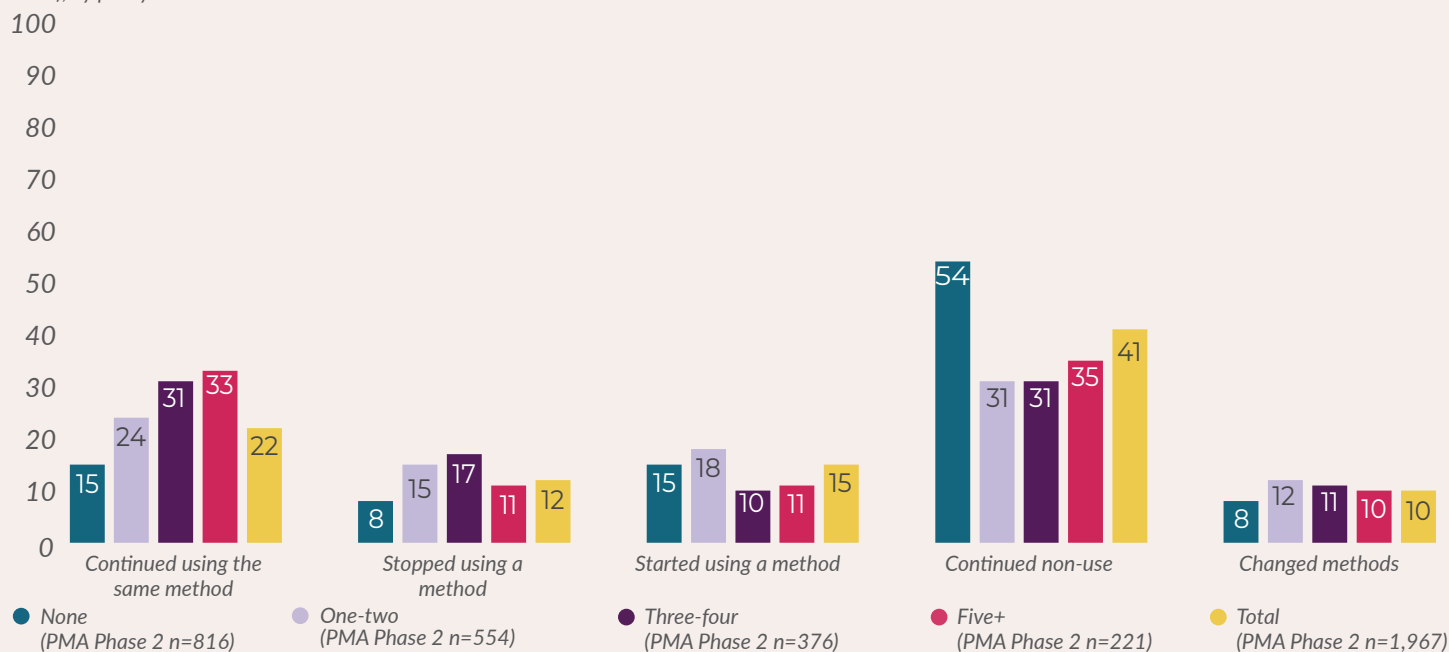
CHANGE IN CONTRACEPTIVE USE STATUS, BY MARITAL STATUS

Percent of women age 15-49 who engaged in one of the following contraceptive use behaviors between PMA Phase 1 (February 2020) and PMA Phase 2 (February 2021), by marital status



CHANGE IN CONTRACEPTIVE USE STATUS, BY PARITY

Percent of women age 15-49 who engaged in one of the following contraceptive use behaviors between PMA Phase 1 (February 2020) and PMA Phase 2 (February 2021), by parity



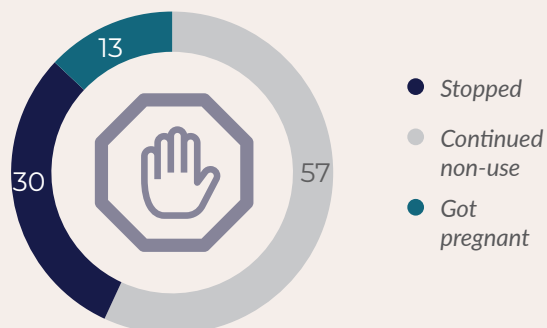
KEY FINDINGS FOR SECTION 2: CONTRACEPTIVE DYNAMICS BY KEY MEASURES

- More than six in ten women aged 15-19 were not using any contraceptive method.
- Two in ten women who had a primary education level or never attended school stopped using their method and nearly two in ten married women stopped using their contraceptive method.
- Thirty-five percent of women with at least 5 children continued not to use any FP method.

SECTION 3: OTHER PANEL DYNAMICS

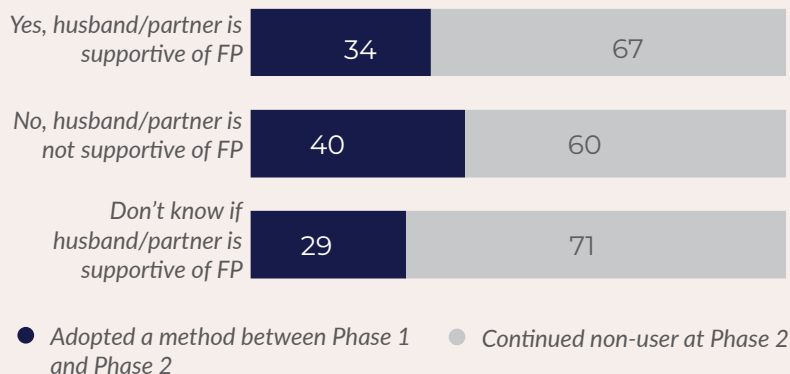
METHOD DISCONTINUATION

Among women 15-49 with unmet need at Phase 2, the percentage that stopped using a contraceptive method or became pregnant between the two surveys (n=230)



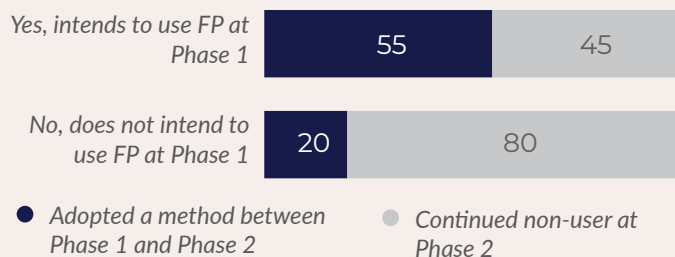
PARTNER SUPPORT FOR FAMILY PLANNING

Percent of women in union age 15-49 who were not using an FP method at Phase 1 and who adopted an FP method, by husband/partner's support for FP at Phase 1 (n=662)



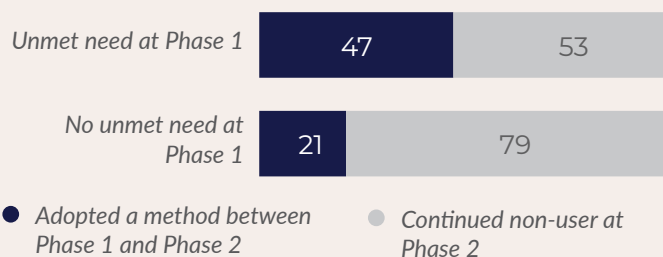
INTENTION TO USE FAMILY PLANNING

Percent of women age 15-49 who were not using an FP method at Phase 1 and who adopted an FP method, by their intention to use FP at Phase 1 (n=1,099)



UNMET NEED FOR FAMILY PLANNING

Percent of women age 15-49 who were not using an FP method at Phase 1 and who adopted an FP method, by their unmet need status at Phase 1 (n=1,099)



KEY FINDINGS FOR SECTION 3: OTHER PANEL DYNAMICS

- Among women who did not use FP at Phase 1, 34% of those who had the support of their partner adopted a method, while 40% of those who did not have the support of their partner adopted a method.
- Among women aged 15-49 who did not use any FP method at Phase 1 and who had the intention to use a method at Phase 1, 55% adopted a method.

PMA Democratic Republic of Congo (Kinshasa) collects regionally representative data on knowledge, practice, and coverage of family planning services in 58 enumeration areas. The PMA panel survey was conducted in among eligible females aged 15-49 at the time of the Phase 2 survey (November 2020 to February 2021), who were interviewed at the Phase 1 survey between December 2019 and February 2020 and consented to follow-up (96.6% of Phase 1 population). Of the 2,549 eligible respondents, 17.8% were not reached for follow-up. Of those reached, 2,006 (78.7% of the eligible sample) completed the survey, for a response rate of 95.8% among contacted women. For sampling information and full data sets, visit www.pmadata.org/countries/democratic-republic-congo.

Percentages presented in this brief have been rounded and may not add up to 100%.

PMA uses mobile technology and female resident data collectors to support rapid-turnaround surveys to monitor key family planning and health indicators in Africa and Asia. PMA Democratic Republic of Congo is led by École de Santé Publique de l'Université de Kinshasa. Overall direction and support are provided by the Bill & Melinda Gates Institute for Population and Reproductive Health at the Johns Hopkins University and Jhpiego. Funding is provided by the Bill & Melinda Gates Foundation.