



PMA RAJASTHAN, INDIA

Results from Phase 2 panel survey

September-December 2021


OVERALL KEY FINDINGS



There has been an increase in contraceptive use and a marginal decline in the non-use of contraceptives among women who completed Phase 1 and Phase 2 of the PMA survey.



More than 90% of women aged 15-19, women not married or in a union, and women who have no children, continued the non-use of contraception.

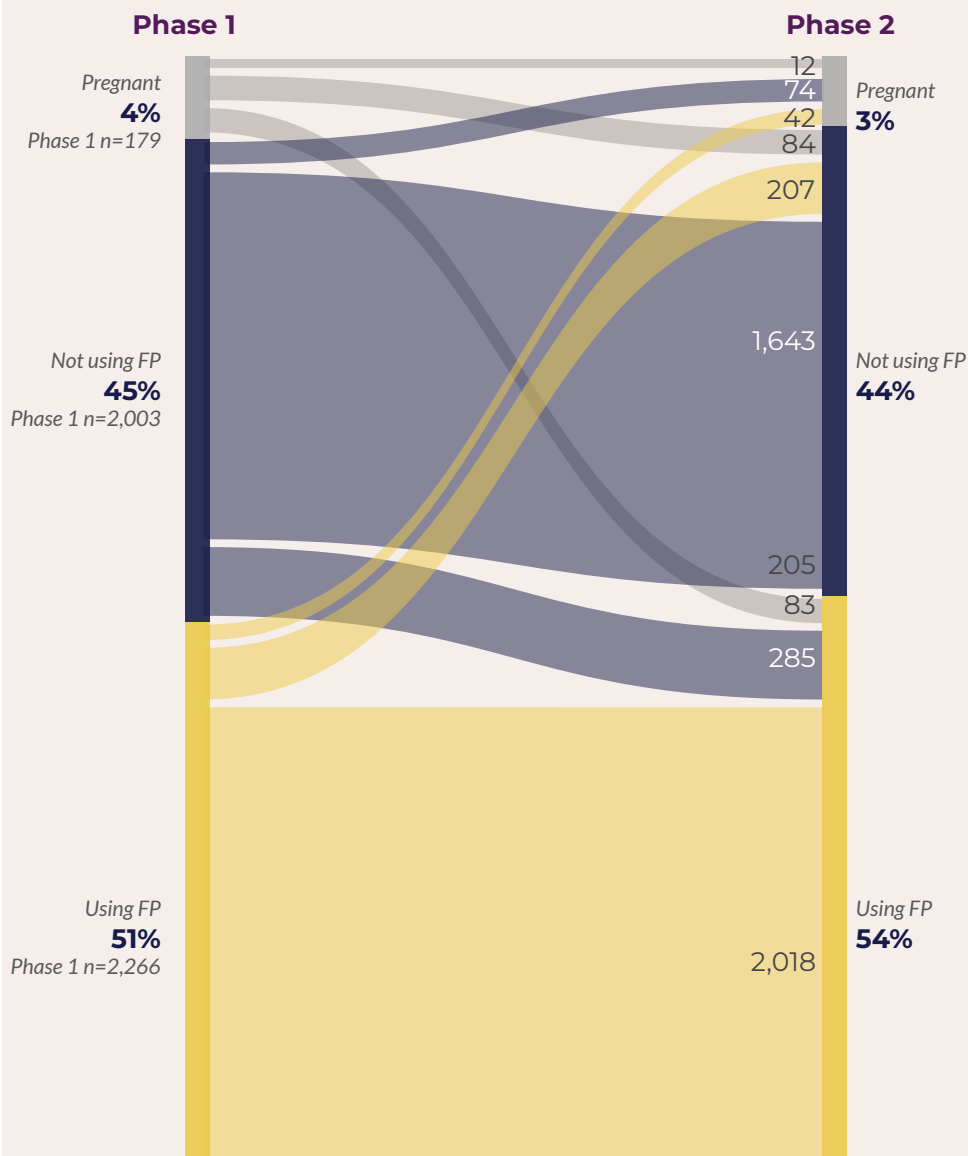


Among the women who reported an intention to use FP in the future at Phase 1, more than half (54%) reported having adopted a method by the Phase 2 survey.

SECTION 1: OVERALL CONTRACEPTIVE DYNAMICS

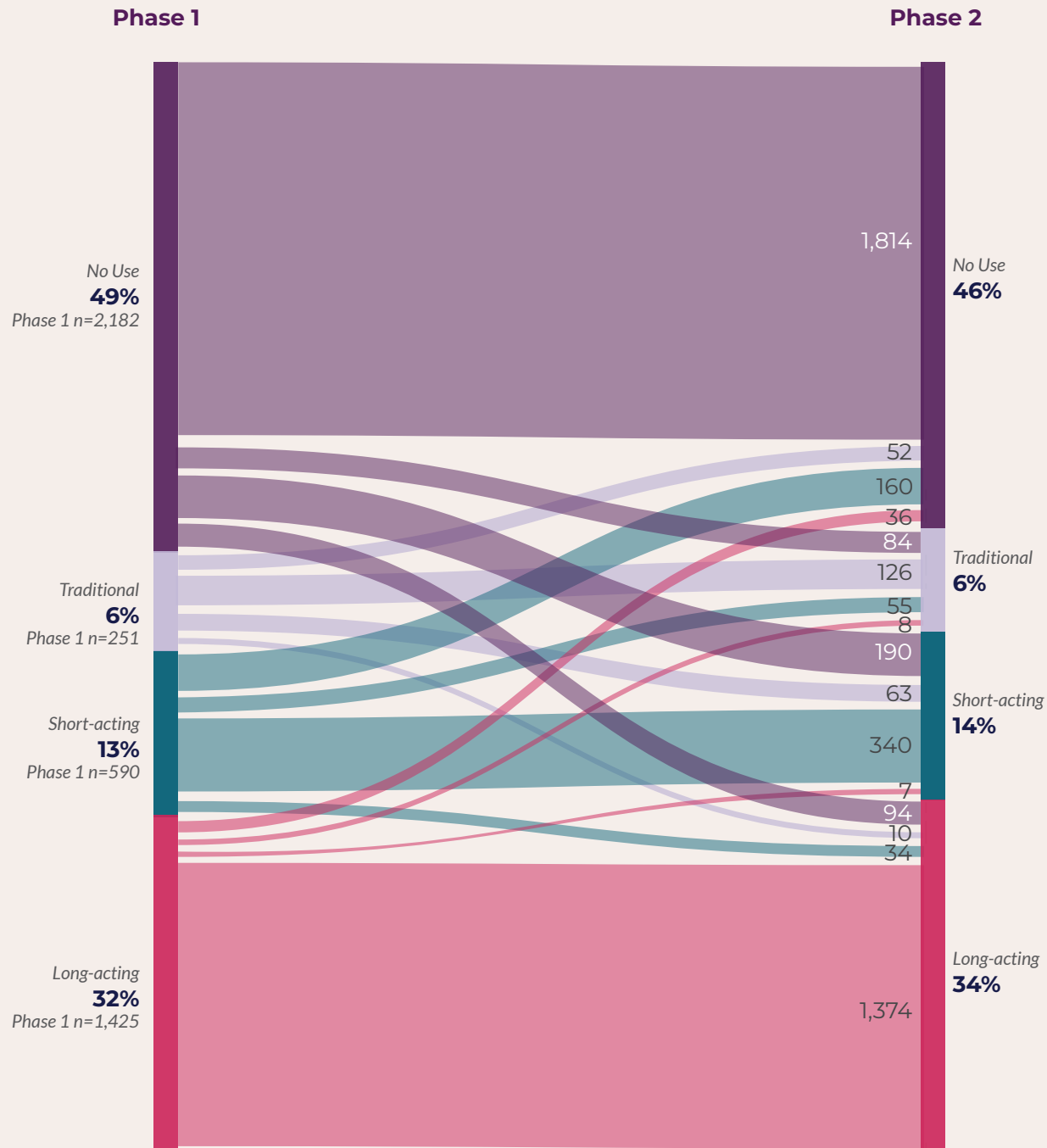
CHANGE IN CONTRACEPTIVE USE OR NON-USE

Percent of women age 15-49 who changed contraceptive use status between PMA Phase 1 (August-October 2020) and PMA Phase 2 (September-December 2021) (n=4,448)



CHANGE IN CONTRACEPTIVE METHOD TYPE

Percent of women age 15-49 who changed contraceptive method or use status between PMA Phase 1 (August-October 2020) and PMA Phase 2 (September-December 2021) (n=4,448)



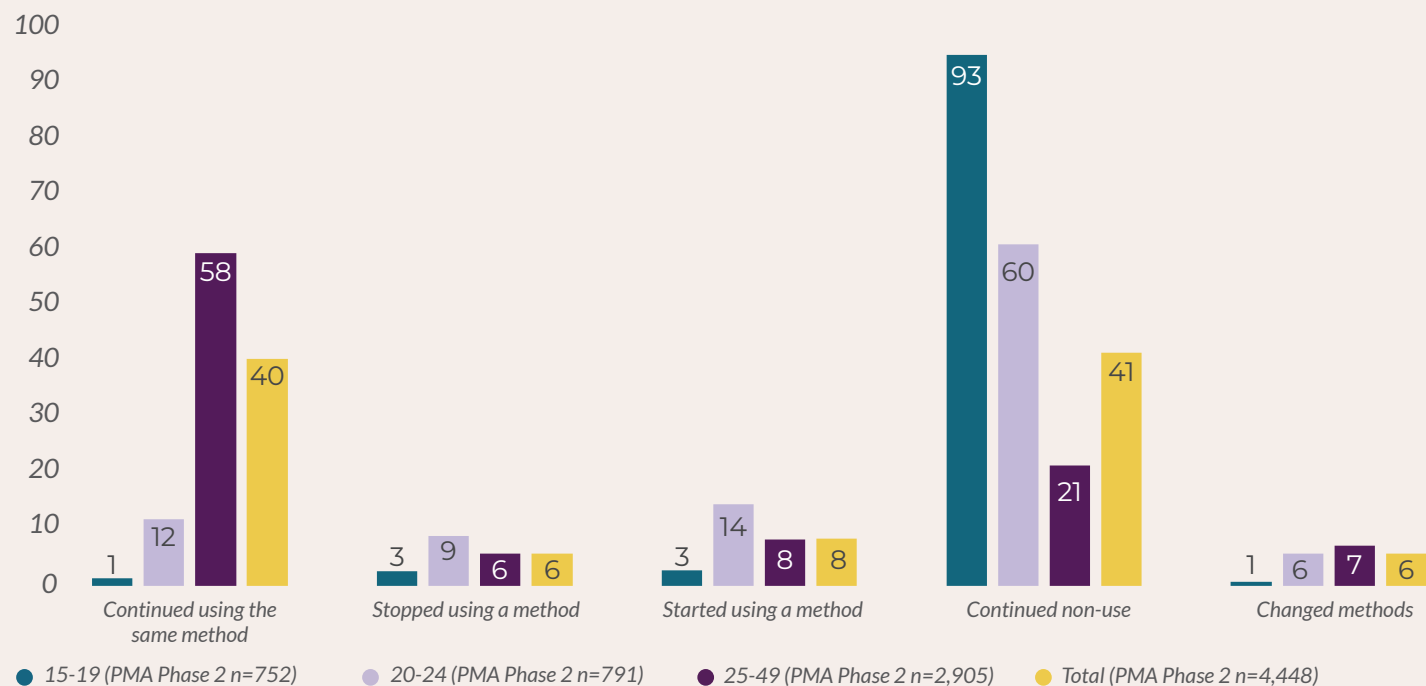
KEY FINDINGS FOR SECTION 1: OVERALL CONTRACEPTIVE DYNAMICS

- Contraceptive use increased by 3 percentage points, with a 1% decline in non-use since Phase 1, among women who completed Phase 1 and Phase 2.
- The 3 percentage point increase in contraceptive use is due to uptake of modern contraceptive methods, with a 2 percentage point increase in long acting method use, and a 1 percentage point increase in short acting method use, among women who completed Phase 1 and Phase 2.

SECTION 2: CONTRACEPTIVE DYNAMICS BY KEY MEASURES

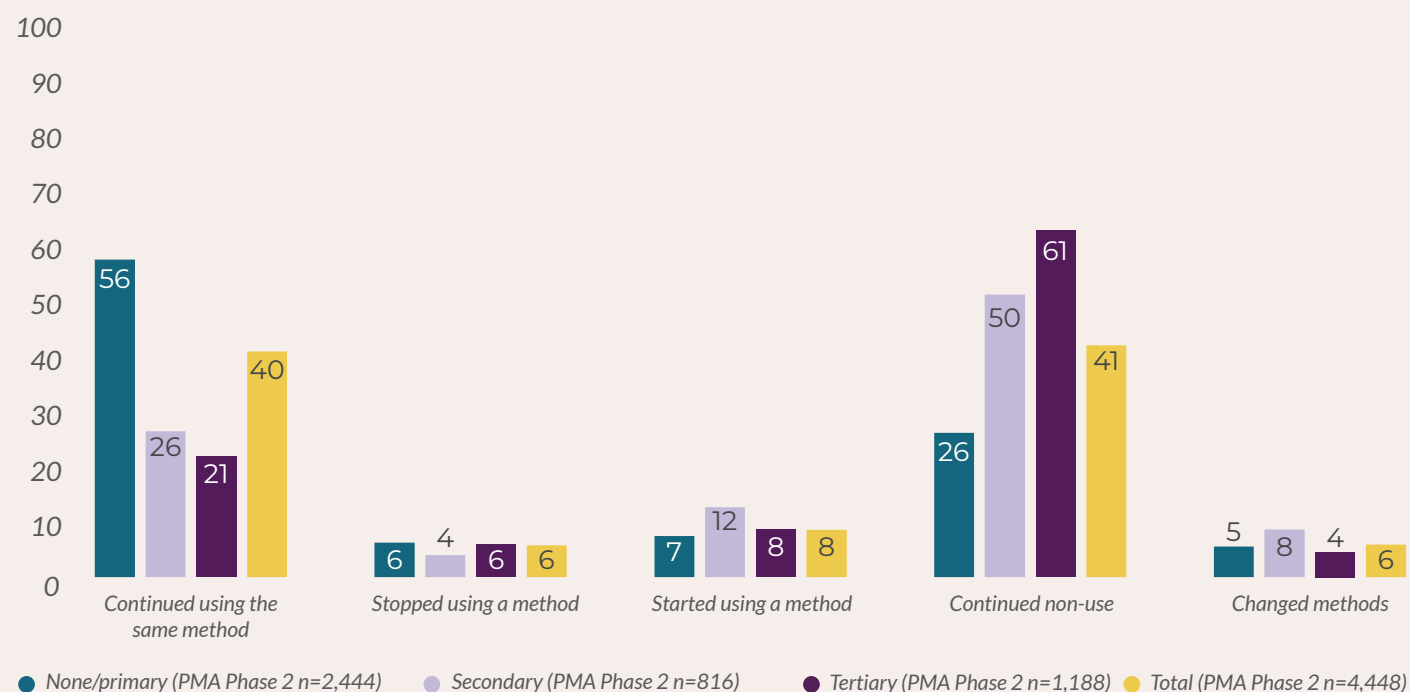
CHANGE IN CONTRACEPTIVE USE STATUS, BY AGE

Percent of women age 15-49 who engaged in one of the following contraceptive use behaviors between PMA Phase 1 (August-October 2020) and PMA Phase 2 (September-December 2021), by age



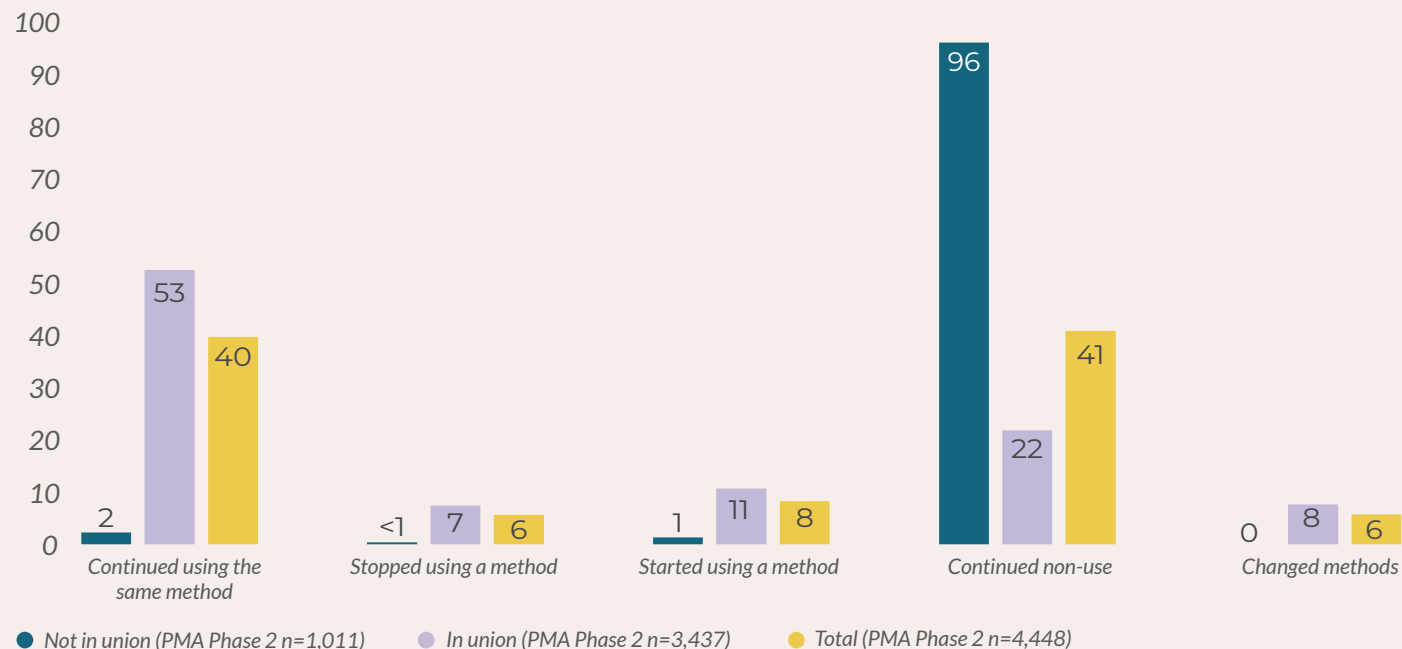
CHANGE IN CONTRACEPTIVE USE STATUS, BY EDUCATION LEVEL

Percent of women age 15-49 who engaged in one of the following contraceptive use behaviors between PMA Phase 1 (August-October 2020) and PMA Phase 2 (September-December 2021), by education level



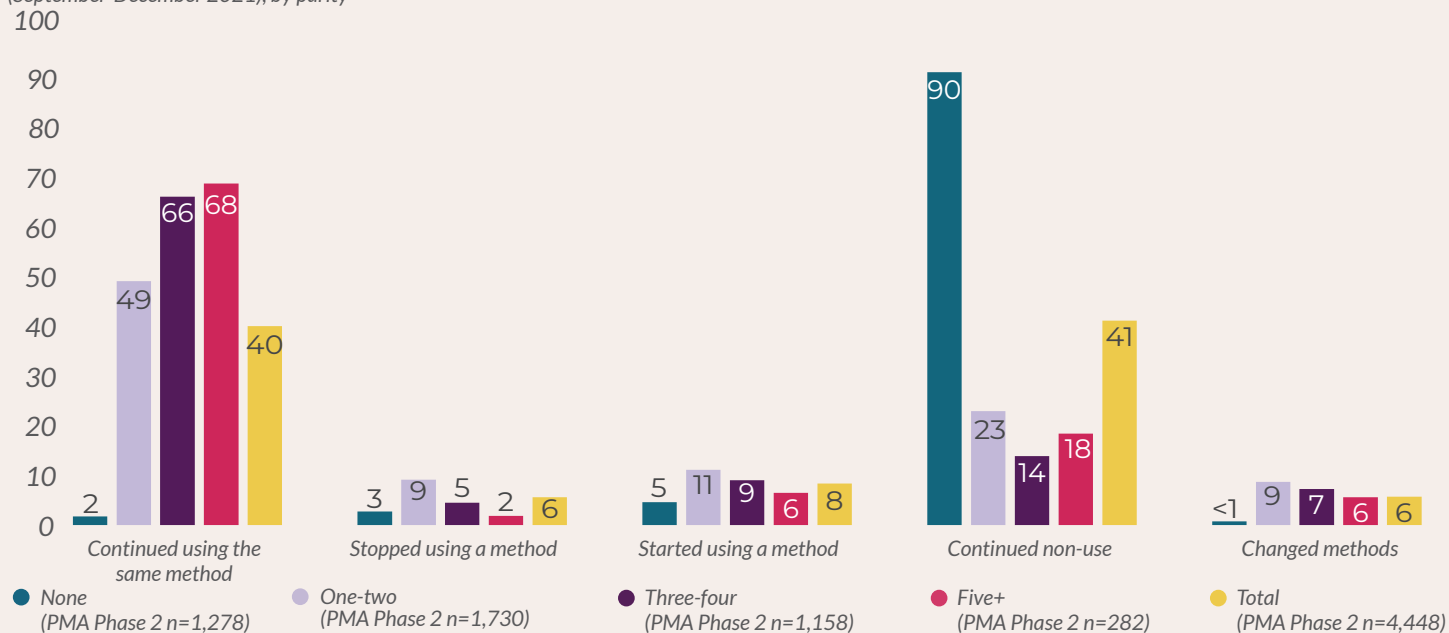
CHANGE IN CONTRACEPTIVE USE STATUS, BY MARITAL STATUS

Percent of women age 15-49 who engaged in one of the following contraceptive use behaviors between PMA Phase 1 (August-October 2020) and PMA Phase 2 (September-December 2021), by marital status



CHANGE IN CONTRACEPTIVE USE STATUS, BY PARITY

Percent of women age 15-49 who engaged in one of the following contraceptive use behaviors between PMA Phase 1 (August-October 2020) and PMA Phase 2 (September-December 2021), by parity



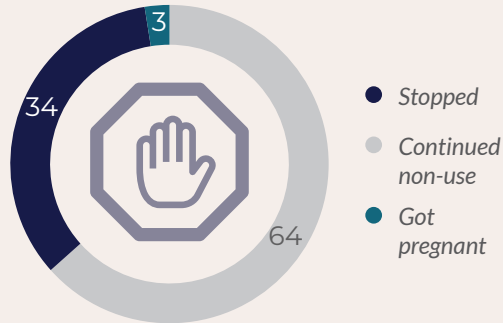
KEY FINDINGS FOR SECTION 2: CONTRACEPTIVE DYNAMICS BY KEY MEASURES

- 93% of women aged 15-19 continued the non-use of a method, while 58% of women aged 25-49 have continued using the same method that they were using in Phase 1.
- Two-thirds of women who have 3 or more children continued using the same method that they had been using in Phase 1, yet around one in five women from that group continue to be non-users at Phase 2.

SECTION 3: OTHER PANEL DYNAMICS


METHOD DISCONTINUATION

Among women 15-49 with unmet need at Phase 2, the percentage that stopped using a contraceptive method or became pregnant between the two surveys (n=378)



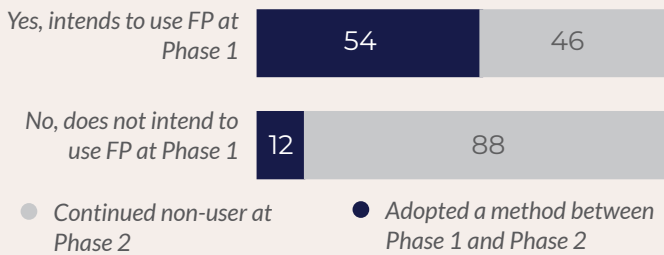
PARTNER SUPPORT FOR FAMILY PLANNING

Percent of women in union age 15-49 who were not using an FP method at Phase 1 and who adopted an FP method, by husband/partner's support for FP at Phase 1 (n=1,046)



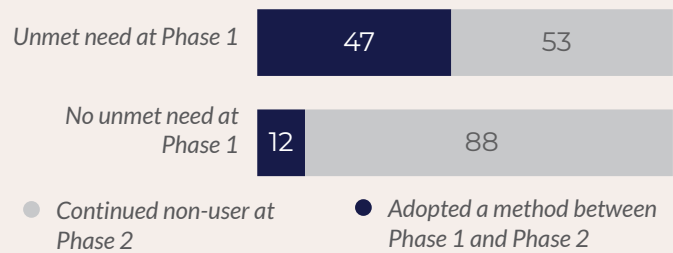
INTENTION TO USE FAMILY PLANNING

Percent of women age 15-49 who were not using an FP method at Phase 1 and who adopted an FP method, by their intention to use FP at Phase 1 (n=2,133)



UNMET NEED FOR FAMILY PLANNING

Percent of women age 15-49 who were not using an FP method at Phase 1 and who adopted an FP method, by their unmet need status at Phase 1 (n=2,133)



KEY FINDINGS FOR SECTION 3: OTHER PANEL DYNAMICS

- Almost half of the women who had an unmet need for contraception in Phase 1 started using contraception between the two surveys.
- 26% of the women in union who were not using an FP method, but their husband/partner was supportive of FP in Phase 1, reported adopting a method in Phase 2.

PMA India collects information on knowledge, practice, and coverage of family planning services in 134 enumeration areas selected using a multi-stage stratified cluster design with urban-rural and region strata. The PMA panel survey was conducted in 33 districts among eligible females aged 15-49 at the time of the Phase 2 survey September-December 2021, who were interviewed at the Phase 1 survey between August and October 2020 and consented to follow-up (92.7% of Phase 1 population). Of the 5,071 eligible respondents, 8.9% were not reached for follow-up. Of those reached, 4,544 (89.6%) completed the survey, for a response rate of 98.4% among contacted women. For sampling information and full data sets, visit www.pmadata.org/countries/india.

Percentages presented in this brief have been rounded and may not add up to 100%.

PMA uses mobile technology and female resident data collectors to support rapid-turnaround surveys to monitor key family planning and health indicators in Africa and Asia. PMA India is led by the Indian Institute of Health Management Research (IIHMR). Overall direction and support are provided by the Bill & Melinda Gates Institute for Population and Reproductive Health at The Johns Hopkins University and Jhpiego. Funding is provided by the Bill & Melinda Gates Foundation.