



(C) 2018 PMA2020 Burkina Faso

PMA2020/BURKINA FASO

DECEMBER 2018 – JANUARY 2019 (ROUND 6)

Performance Monitoring and Accountability 2020 (PMA2020) uses innovative mobile technology to support low-cost, rapid-turnaround surveys to monitor key indicators for family planning. The project is implemented by local universities and research organizations in 11 countries, deploying a cadre of female resident enumerators trained in mobile-assisted data collection. PMA2020/Burkina Faso is led by l'Institut Supérieur des Sciences de la Population (ISSP) at the Université Ouaga I Pr Joseph Ki-Zerbo. Overall direction and support is provided by the Bill & Melinda Gates Institute for Population and Reproductive Health at the Johns Hopkins Bloomberg School of Public Health through a grant from the Bill & Melinda Gates Foundation.

For more information, please visit <http://www.pma2020.org>

KEY FAMILY PLANNING INDICATORS

Select Family Planning Indicators Across Recent Surveys

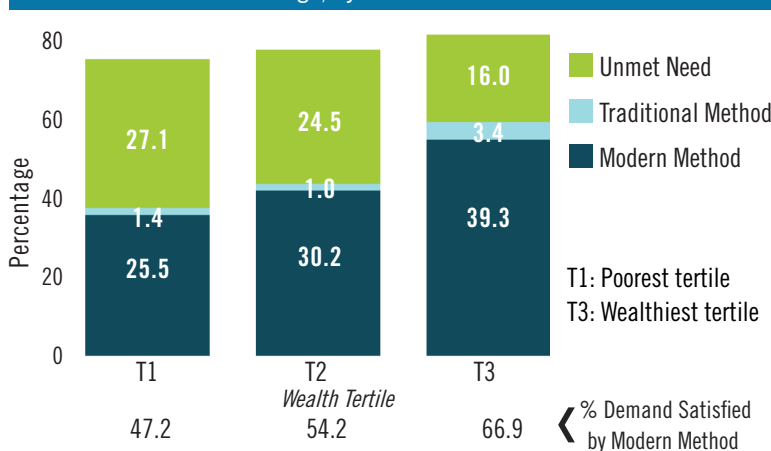
All Women (n=3,329) and Women in Union (n=2,228), Age 15-49

	Round 4 Nov 2016- Jan 2017		Round 5 Nov 2017- Jan 2018		Round 6 Dec 2018- Jan 2019	
	All	In Union	All	In Union	All	In Union
Contraceptive Prevalence Rate (%)						
All Methods	23.0	25.5	28.0	31.7	29.0	32.5
Modern Methods	22.0	24.6	26.4	30.1	27.3	30.7
Long Acting/Permanent	10.7	12.7	13.7	16.6	12.5	15.0
Total Unmet Need (%)	24.5	28.8	16.8	20.2	19.1	23.3
For Limiting	4.5	5.5	3.3	4.0	3.3	4.2
For Spacing	20.0	23.4	13.5	16.2	15.9	19.1
Total Demand (%)	47.4	54.3	44.8	51.8	48.1	55.8
Demand Satisfied by Modern Method	46.4	45.3	58.9	58.2	56.6	55.0

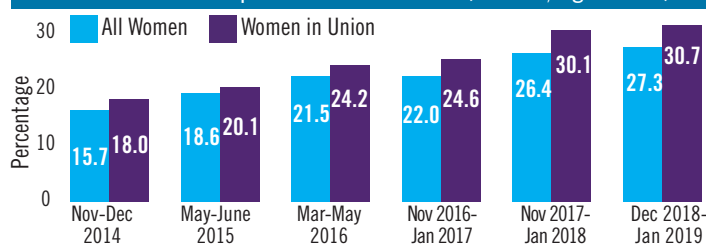
Fertility Indicators (All Women, Age 15-49)

	Round 4 Nov 2016- Jan 2017	Round 5 Nov 2017- Jan 2018	Round 6 Dec 2018- Jan 2019
Last Birth Unintended (%)	32.4	27.0	29.2
Wanted Later	29.5	25.7	27.2
Wanted No More	2.9	1.3	2.0

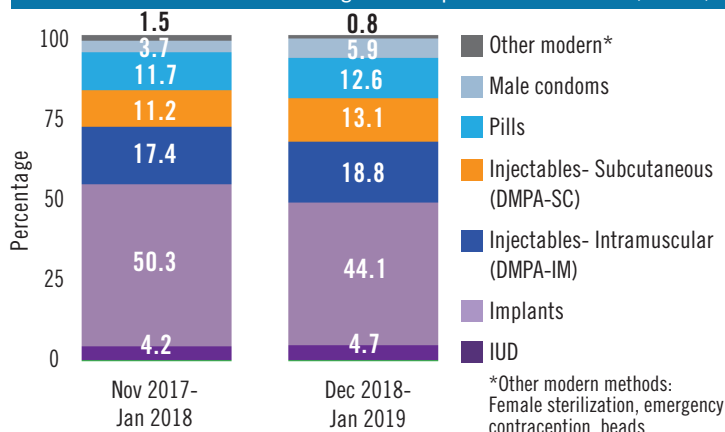
Current Use and Unmet Need Among Women in Union of Reproductive Age, by Wealth Tertile



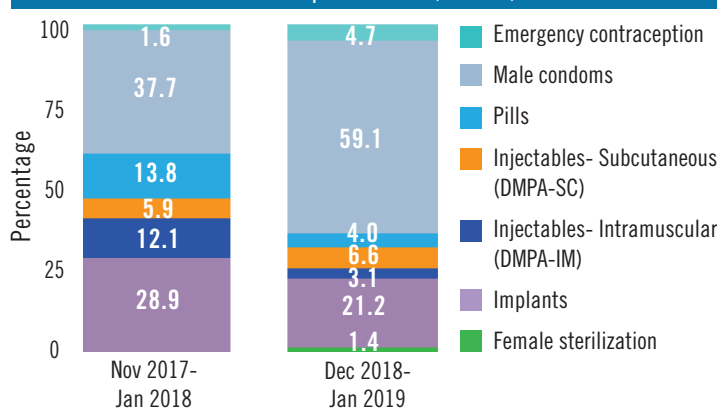
Modern Contraceptive Prevalence Rate (Women, Age 15-49)



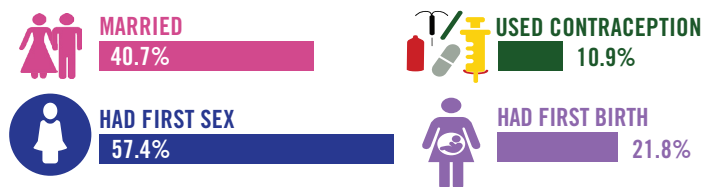
Current Modern Method Mix Among Contraceptive Users in Union (n=743)



Current Modern Method Mix Among Unmarried Sexually Active Contraceptive Users (n=138)



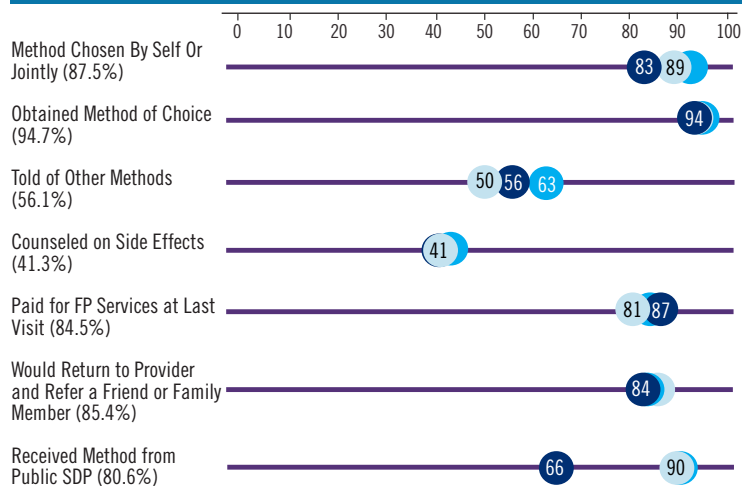
Life Events by Age 18 (Percent of All Women Age 18-24)



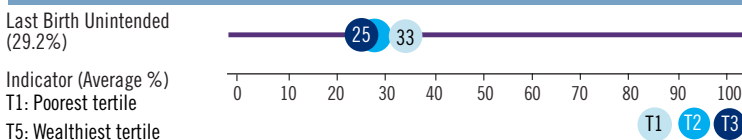
PMA2020/BURKINA FASO ROUND 6

INDICATORS FOR ACCESS, EQUITY, QUALITY AND CHOICE

For Modern Female Users (%), Indicators by Wealth Quintile (n=974)

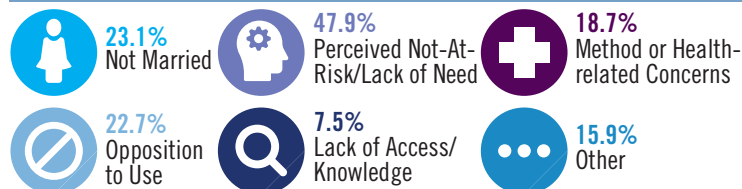


Births in the Past Five Years, or Current Pregnancies (n=1,806)



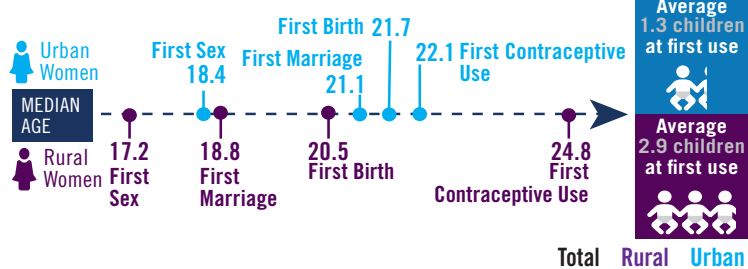
For Current Female Non-Users (n=1,282)

Reasons Mentioned for Non-Use Among All Women Wanting to Delay the Next Birth Two or More Years (%)



Note: Respondents were able to select more than one answer.

Reproductive Health and Contraceptive Indicators

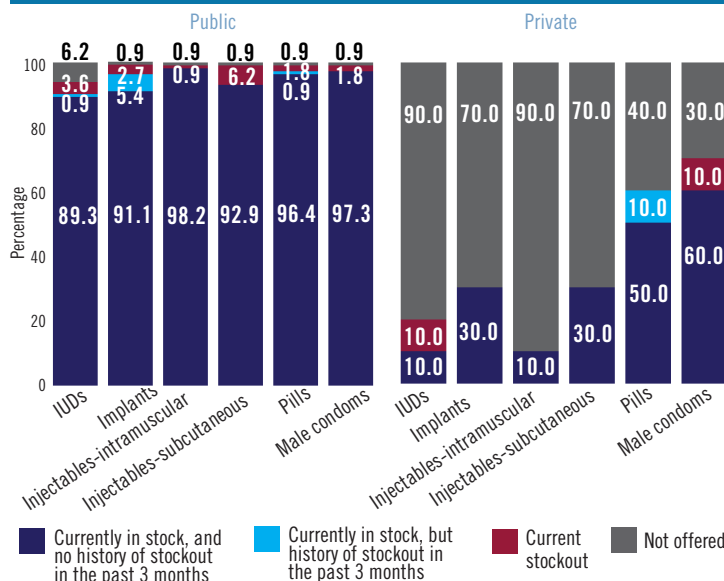


	Total	Rural	Urban
Women Having First Birth by Age 18 (%) (18-24 years)	21.8	26.1	10.5
Received FP Info. From Provider in Last 12 Months (%) (15-49 years)	31.1	33.6	23.0
Exposed to FP Media in Last Few Months (%) (15-49 yrs)	62.7	60.5	69.7

SAMPLE DESIGN

The PMA2018/Burkina Faso Round 6 survey used a two-stage cluster design with urban-rural strata. A sample of 83 enumeration areas (EAs) was drawn from the Institut National de la Statistique et de la Démographie (INSD) master sampling frame. In each EA, 35 households and up to three private service delivery points (SDPs) were selected. Up to three public SDPs serving that EA were also selected. Households were systematically selected using the "Random Number Generator" application. Occupants in selected households were enumerated, and eligible women (women of reproductive age, 15-49) were contacted and consented for interviews. Data collection was conducted between December 2018 and January 2019. The final sample included a total of 2,763 households (98.4% response rate), 3,329 females (97.7% response rate) and 125 SDPs (93.3% response rate).

Percent of Facilities Offering Family Planning with Methods in Stock on Day of Interview (n=122, 112 Public, 10 Private)



Percent of All Public Facilities With At Least 3 or 5 Modern Contraceptive Methods, by Facility Type

Facility Type	3 or more methods	5 or more methods
Hospital	100.0	100.0
Health Center	100.0	100.0
Surgery Center	97.1	97.1
Total	99.1	99.1

Service Delivery Points (n=125; 112 Public, 13 Private)

	Public	Private	Total
Among All Service Delivery Points:			
Offering Family Planning (%)	100.0	76.9	97.6
With Mobile Teams Visiting Facility In Last 12 Months (%)	51.8	0.0	46.4
Supporting CHWs from this Service Delivery Point (%)	21.4	0.0	19.2
Among Service Delivery Points Offering Family Planning Services:			
Average Number Of Days Per Week FP Is Offered	6.9	6.4	6.8
Offering Female Sterilization (%)	21.4	0.0	19.7
Offering FP Counseling/Services To Adolescents (%)	100.0	50.0	95.9
Charging General User Fees For FP Services (%)	8.9	10.0	9.0
Availability of Instruments or Supplies for Implant Insertion/Removal* (%)	94.6	--	--
Availability of Instruments or Supplies for IUDs** (%)	94.3	--	--

*Among SDPs that provide implants (n=114, 111 public, 3 private). Instruments/supplies include: Clean Gloves, Antiseptic, Sterile Gauze Pad or Cotton Wool, Local Anesthetic, Sealed Implant Pack, Surgical Blade
 **Among SDPs that provide IUDs (n=107, 105 public, 2 private). Instruments/supplies include: Sponge-holding forceps, Speculums (large and medium), and Tenaculum