



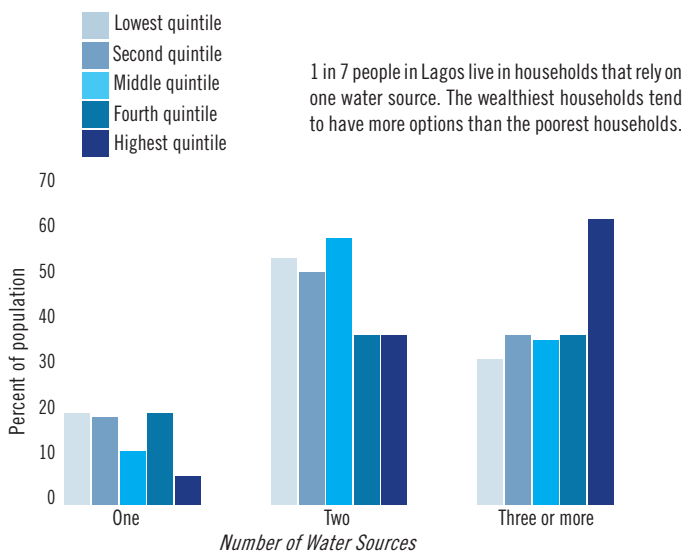
PMA2015/LAGOS-R2 PERFORMANCE MONITORING & ACCOUNTABILITY 2020

PMA2020 uses innovative mobile technology to support low-cost, rapid-turnaround surveys to monitor key indicators for family planning and water, sanitation and hygiene (WASH). The project is implemented by local university and research organizations in 11 countries, deploying a cadre of female resident enumerators trained in mobile-assisted data collection. PMA2020/Nigeria, carried out in Lagos and Kaduna states in 2015, is led by the Centre for Research, Evaluation Resources and Development (CERED) and Bayero University Kano (BUK). The survey is endorsed and supported by the Federal Ministry of Health, the National Population Commission, the National Bureau of Statistics, and the Lagos and Kaduna State Ministries of Health. Overall direction and support is provided by the Johns Hopkins University Water Institute and the Bill & Melinda Gates Institute for Population and Reproductive Health at the Johns Hopkins Bloomberg School of Public Health through a grant from the Bill & Melinda Gates Foundation.

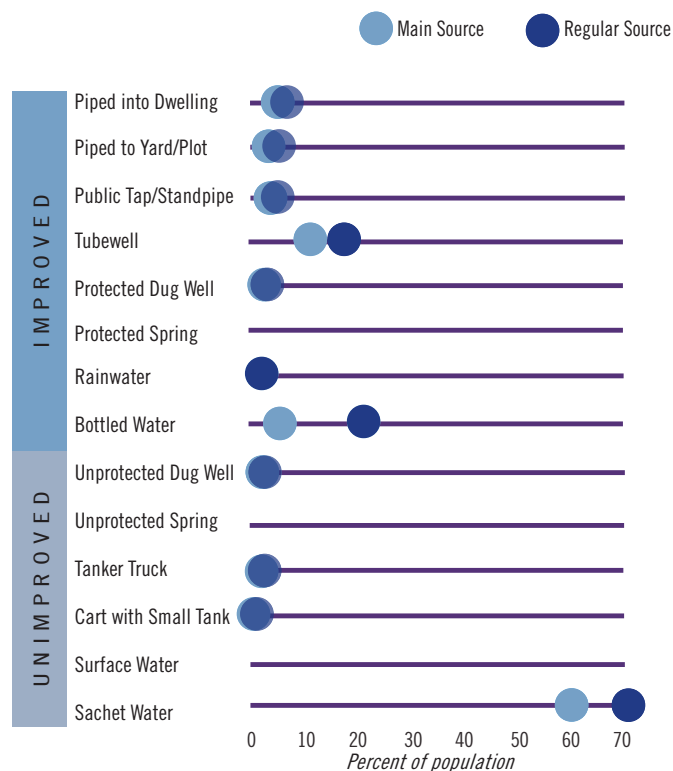
For more information on PMA2020 please visit <http://www.pma2020.org>

Select Water, Sanitation & Hygiene (WASH) Indicators

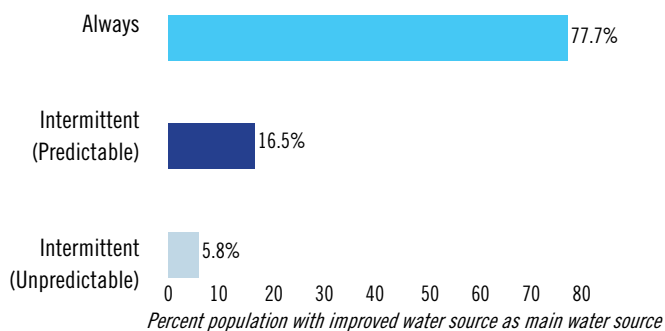
Number of Household Drinking Water Sources



Drinking Water Sources*



Water Reliability



Among people who have an improved water source as the main water source, most report that their water source is always available.

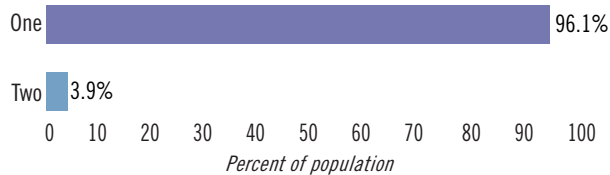
Households identify one source as the main drinking water source. A regular drinking water source is used at least a few times per week for a season of the year. The most commonly used drinking water sources (among main and regular users) in Lagos are sachet water, bottled water, and tubewells.

*The definitions of improved and unimproved water sources follow the definitions used in the 2013 Nigeria Demographic and Health Survey.

PMA2015/LAGOS-R2

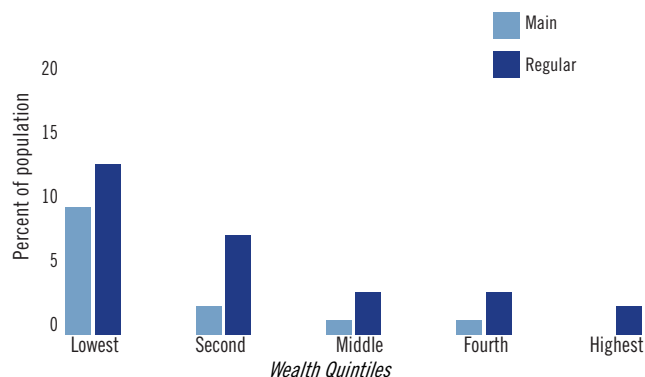
INDICATORS FOR WATER, SANITATION & HYGIENE (WASH)

Number of Sanitation Facilities



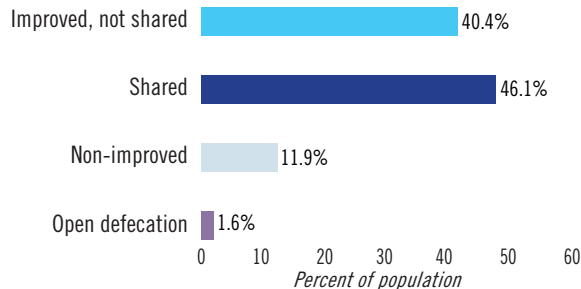
The vast majority of the population in Lagos reports using only one sanitation option.

Open Defecation by Wealth Quintile



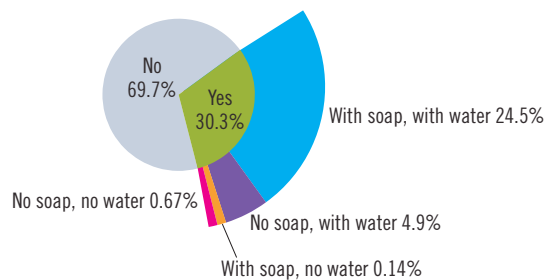
Wealth is inversely related to the practice of open defecation. In all wealth quintiles, the number of people who regularly practice open defecation but report some other facility as the main sanitation facility is greater than the number of people who report open defecation as the main practice.

Main Sanitation Facility



The use of non-improved (shared and non-improved facilities, and open defecation) make up roughly 60% of main sanitation facility usage in Lagos. Note here that a "shared" facility depicts a facility that is shared by multiple households, or which is publicly shared, and is thus not considered an improved facility.

Dedicated Handwashing Station



Nearly seven in 10 Nigerians in Lagos live in households without a dedicated handwashing station. Among households that have a dedicated handwashing station, most were observed to have both soap and water at the time of the interview. "Yes" represents the proportion of the population with a dedicated station, while "No" represents the proportion of the population without a dedicated station.

SAMPLE DESIGN

The PMA2015/Lagos-R2 survey in Lagos used a two-stage cluster design. A sample of 52 enumeration areas (EAs) was drawn from the National Population Commission's master sampling frame. In each EA households and private health facilities were listed and mapped, with 40 households randomly selected. Households were surveyed and occupants enumerated. The final completed sample included 1,777 households, with a total population of 6,406. Data collection was conducted between August and September 2015. The definitions of improved and unimproved water sources and sanitation facilities follow the definitions used in the most recent Nigeria Demographic and Health Survey.

