

PMA2015/ Uganda

Performance
Monitoring &
Accountability
2020



ABOUT THE SUSTAINABLE DEVELOPMENT GOALS (SDGs)

In September 2015, world leaders adopted the 2030 Agenda for Sustainable Development with the goal to end poverty, improve health, reduce inequality and address climate change by 2030. To measure progress, 17 Sustainable Development Goals (SDGs) were created, each with specific targets to be achieved over the next 15 years. Each goal includes a set of indicators to track success. PMA2020 provides data for several of these indicators, allowing countries to track progress towards achieving these ambitious goals more frequently than ever before.

For more information on the Sustainable Development Goals please visit <https://sustainabledevelopment.un.org>

SDGs in Uganda



The government of Uganda continues to be committed to achieving the sustainable development goals, most of which line up with the National Vision 2040 ("A Transformed Ugandan Society from a Peasant to a Modern and Prosperous Country within 30 years") -- the national vision statement of the country.

Uganda has shown tremendous improvement in some SDG indicators and focus areas, but much work remains to change the country from a predominantly low income to a competitive upper middle income country within 30 years having a per capita income of USD 9,500. Improvements in these measures would ensure significant poverty reduction, health care access for all, especially for women and girls, and better access to water and sanitation sources.

UGANDA	2014**	2030*
Population (millions)	34.6	62
Population Density (persons/km2)	173.0	309.9
Total Fertility Rate (children per woman)	5.8	4.6
Life Expectancy (years)	63.3	63.9
Infant Mortality Rate (infant deaths per 1000 live births)	53.0	47.6
Gross national income per capita 2011 (PPP-US\$) 2014	1613	

** Sources: Uganda Bureau of Statistics, National Population and Housing Census; <http://www.ubos.org/2014-census/census-2014-final-results/>
United Nations, Department of Economic and Social Affairs, Population Division (2015). World Population Prospects: The 2015

**GOAL 1
No
Poverty**



End Poverty

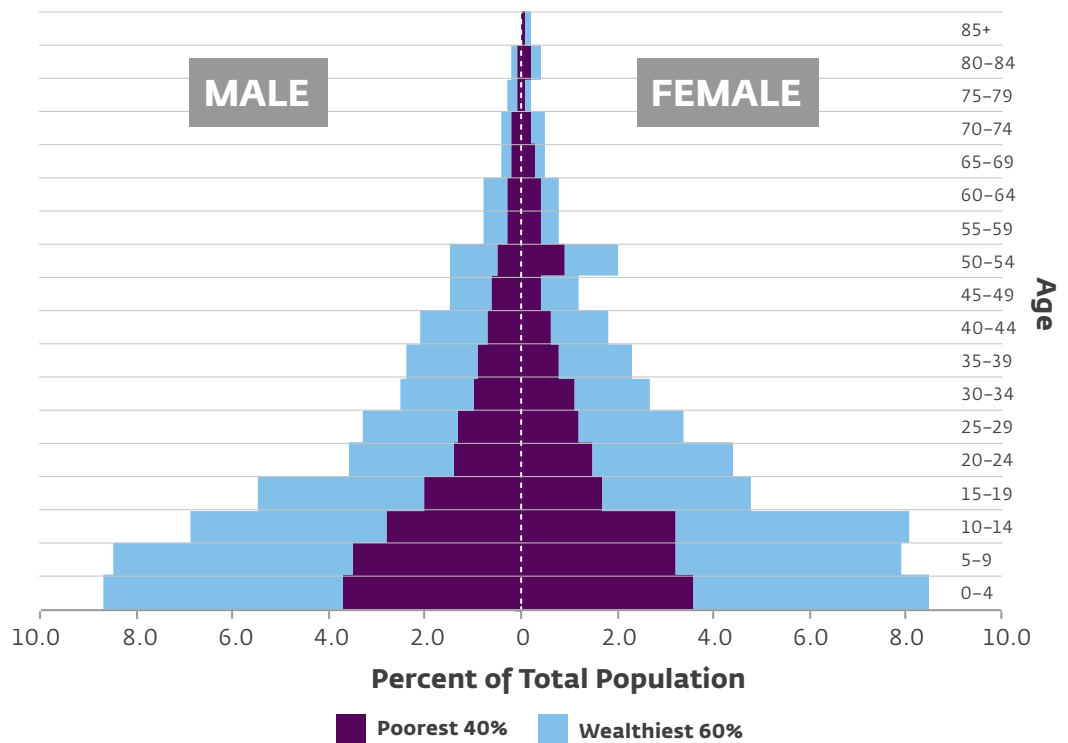
The proportion of children between the ages of 0 and 14 living in poor households, (lowest 40%), is substantial, at 41%, as is the proportion of aged persons over 60 years. **Older women are more likely to live in the poorest 40% of households than men.**

Access to basic services varies by wealth. 74% of the wealthiest households have electricity versus almost none of the poorest households. **30% of the wealthiest households have access to improved sanitation facilities** versus 2% of the poorest. Only 17% of the household population has access to electricity.

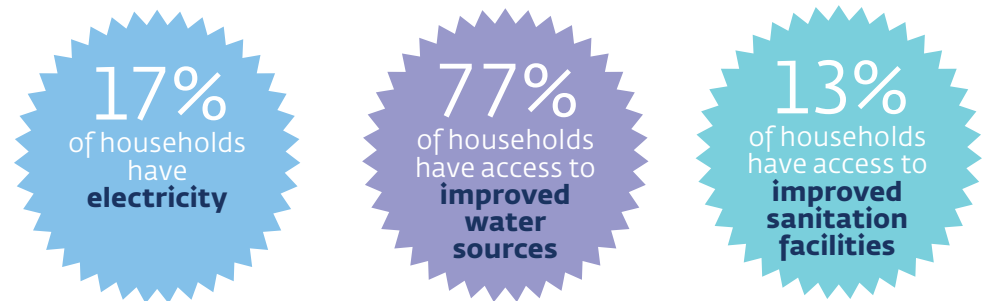
Nearly one third of households are headed by females, 36% among the lowest wealth quintile and 26% among the highest. Children growing up in households where a male co-head is absent often experience more economic disadvantages than those headed by two adults.

Indicators on wealth and equity

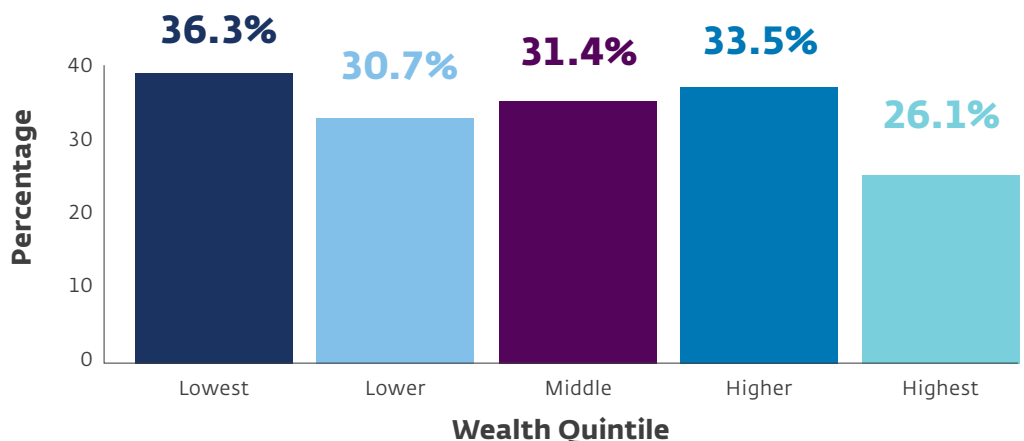
Almost 50% of the population in Uganda is under age 15



Household access to basic services is limited for all but varies substantially by wealth



32% of households are headed by females



**GOAL 3
Good Health
& Well-Being**



**Ensure healthy lives
and promote well-being
for all at all ages**

Target 3.7 calls for universal access to sexual and reproductive health services, including family planning.

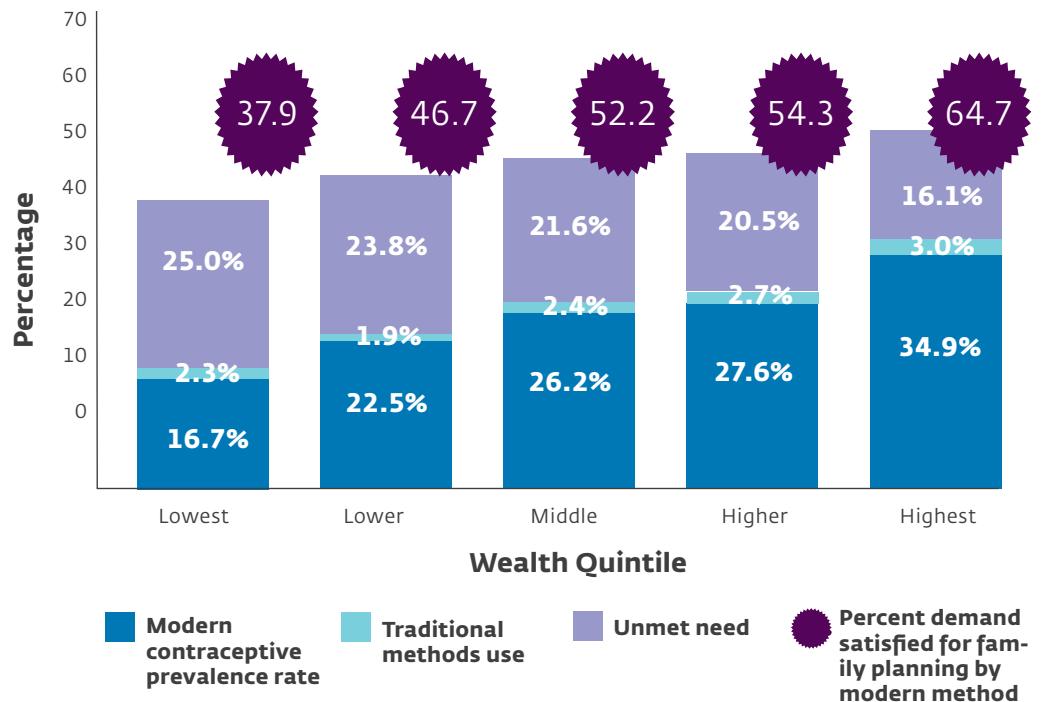
Just **over one quarter (26%)** of women age 15-49 currently use a modern method of contraception. One fifth (21%) have an unmet need for family planning. Just over half of women (53%) have their demand for family planning satisfied by a modern method of contraception.

Unmet need for family planning is highest among women in poorest wealth quintile households (25%) and lowest for those in the wealthiest quintile households (16%).

Eliminating inequity in demand satisfied by modern contraception is an important step toward sustainable human development.

Family Planning Indicators

The poorest women in Uganda are the least likely to have their demand for family planning met with modern methods



**GOAL 4
Quality
Education**



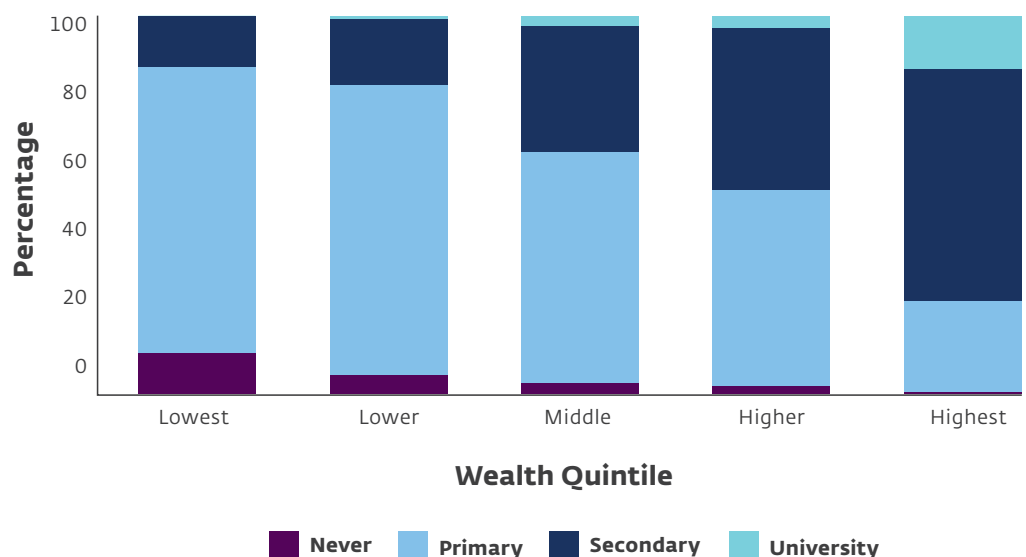
**Ensure inclusive and equitable quality
education and promote
life-long learning
opportunities for all**

The **majority of women age 15-24 in Uganda (55.9%)** have attended at least some primary school. Among those who have never attended school, almost half (46.9%) are in the poorest wealth quintile. Ninety percent of women who have attended university are in the wealthiest quintile.

Increasing opportunities for education amongst the rural poor is critical to reducing inequity and eliminating poverty in Uganda.

School Attendance

Despite impressive gains in primary education enrollment, secondary school attendance is still rare among the poor



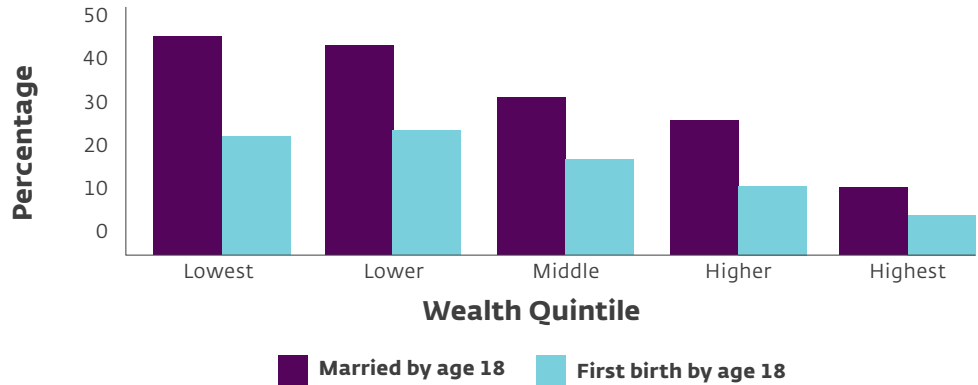


Achieve gender equality and empower all women and girls

Goal 5.3 aims to eliminate early marriage. In Uganda, **one in three women age 18-24 were married by age 18 and almost one in five (18.4%) had a child by age 18.** Over 50% of women married before age 18 are in the poorest 40% of households.

Early Marriage, Early Childbearing

One third of women age 18-24 were married by age 18

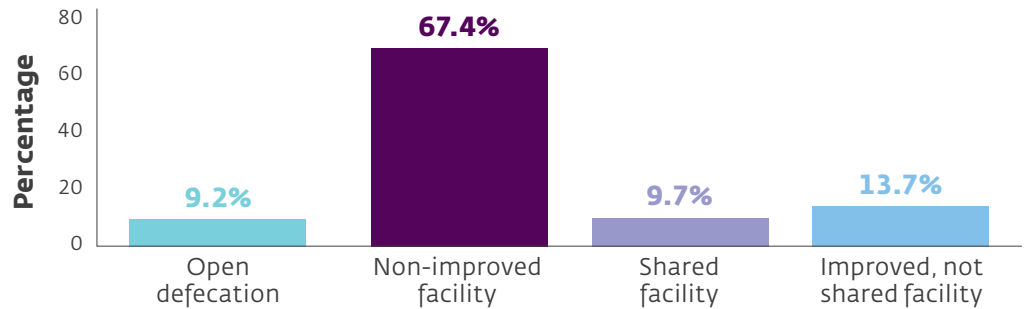


Ensure availability and sustainable management of water and sanitation for all

Other data sources measure only the main source of water and the main sanitation practice used by each household, PMA2020 provides a more complete picture by measuring all regular household water sources and sanitation practices – those used by households several times per week during at least one season of the year. As a result, PMA2020 data show that many more people regularly practice open defecation than other surveys, providing valuable insight and a more realistic baseline for the SDG target of eliminating open defecation. **67% of households use non-improved sanitation facilities and 11% of households have unpredictable access to a regular source of water.**

Water and Sanitation

Only 14% of the household population regularly use an improved, non-shared sanitation facility



One in five people regularly practice open defecation, while one in twenty have access to soap and water



of household population that practice **open defecation** on a regular basis



of household population have access to **soap and water**

About PMA2020/Uganda

PMA2020 uses innovative mobile technology to support low-cost, rapid-turnaround surveys to monitor key indicators for family planning and WASH. The project is implemented by local university and research organizations in 10 countries, deploying a cadre of female resident enumerators trained in mobile-assisted data collection. PMA2020/Uganda is led by the Makerere University's School of Public Health at the College of Health Sciences (MakU/CHS/MakSPH). Overall direction and support is provided by the Bill & Melinda Gates Institute for Population and Reproductive Health at the Johns Hopkins Bloomberg School of Public Health and funded by the Bill & Melinda Gates Foundation.

This brief has been developed in partnership with the Makerere University School of Public Health and Advance Family Planning advocacy initiative (AFP)

* Definitions of all indicators available at www.pma2020.org

